

**Maintenance-free
Diaphragm valves**

screwed ends
PN 10
Rp 1/2" - Rp 3"

Fields of application

- chemical and industrial process engineering
- general industries
- power plants

Suitable for water, air, oil as well as abrasive and aggressive media.

Operating data

- operating temperature range from -10°C up to +140°C
- operating pressure range from vacuum up to 10 bar

Design

Soft sealing valve, weir type. Sealing in the passage and towards the outside by a diaphragm with a supporting spiral spring (starting with DN 065). Position indicator with integrated stem protection.

Specification

valve - manufactured and tested EN 13397
- designated DIN/EN 19 (ISO 5209)

socket ends DIN 2999/1(ISO 7/1)

face-to-face length
- socket ends -

Inspection

certificate - material EN 10204 2.2

- final inspection EN 10204 3.1

Materials

Body	grey cast iron	JL-1040	GJL-250
Bonnet	grey cast iron	JL-1040	GJL-250
Compressor	grey cast iron	JL-1040	GJL-250
	zinc alloy	GD-ZnAl4Cu1	2.2141
Stem	stainless steel	X12CrMoS17	1.4104
Diaphragm		EPDM	+140°C
Handwheel	cast iron/plastic	JL-1030/ABS	

Variants

Body Coating	galvanized	+120°C
Diaphragm Material	IIR	+120°C
	NBR	+90°C
	CSM	+100°C

These data are given as a guide only and do not apply to all operating conditions.

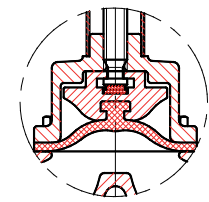
On all inquiries / orders please specify

- | | |
|---------------------------|---------------------------------|
| 1 - type | 7 - medium |
| 2 - PN | 8 - pipe connection |
| 3 - DN | 9 - variants |
| 4 - working pressure | 10 - certificate |
| 5 - differential pressure | 11 - type series booklet-number |
| 6 - operating temperature | |

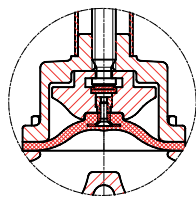
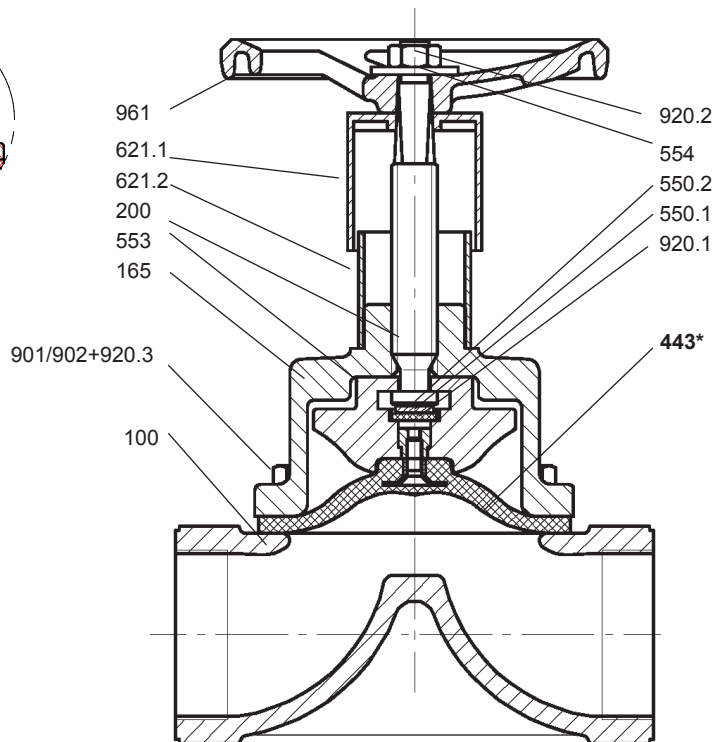
SISTO valves comply with the safety requirements of the Pressure Equipment Directive 97/23/EG, fluid group 1+2, modul H.

SISTO valves have no own potential ignition source and can therefore, according to ATEX 94/9/EG, be used in hazardous locations of the group II, category 2 (zone 1+21) and category 3 (zone 2 +22)

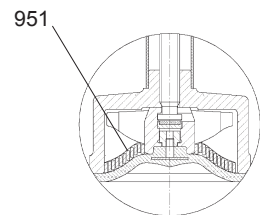




design DN 015-020



design DN 025-050



design DN 065-080

Item no.	Designation	Material	Note
100	body	JL-1040	
165	bonnet	JL-1040	standard
200	stem	1.4104	
443*	diaphragm	EPDM	standard
443.1*	backing diaphragm	EPDM	
443.2*	diaphragm	PTFE	
550.1	bearing disc	9S20	on DN 025 - 080
550.2	disc	PTFE/graphite	on DN 025 - 080
553	compressor	JL-1040	GD-ZnAlCu1 on DN 015 - 020
554	disc	St A2E	
621.1	upper opening indicator	ABS Luran	on DN 025 - 080
621.2	lower opening indicator	ABS Luran	
901	hexagon screw	A2	on DN 015 - 065
902	stud	A2	on DN 080
920.1	nut	9S20K	on DN 025 - 080
920.2	hexagon nut	A2	on DN 025 - 065
920.3	hexagon nut	A2	on DN 080
951	support spiral spring	St 2K BK	on DN 065 - 080
961	handwheel	JL-1030	on DN 015 - 020 ABS Luran

*recommended spare part

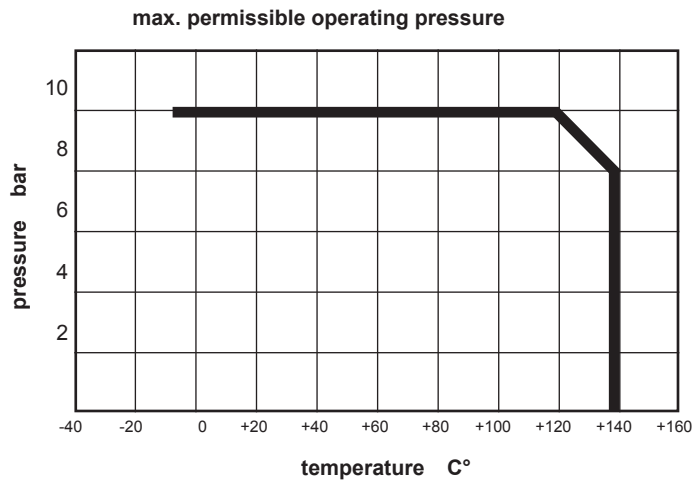
Operating instructions

0570.821

material limitations

data sheet

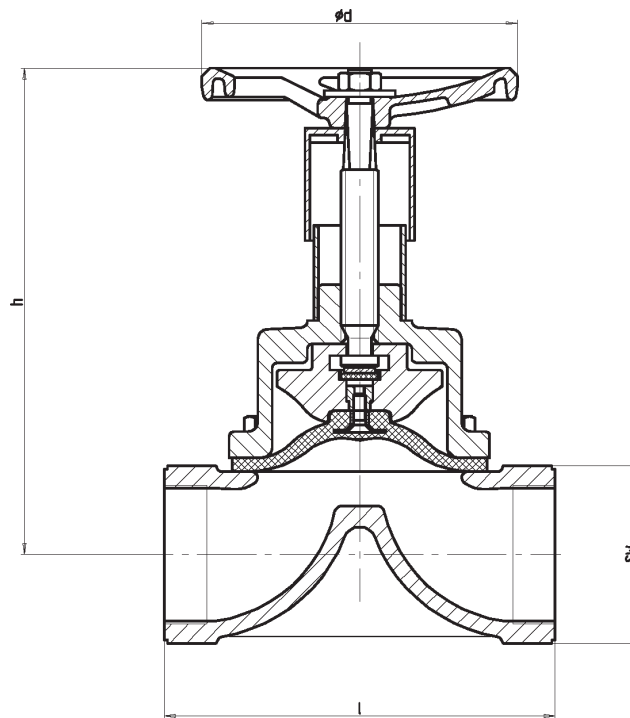
8630.165



flow values

DN	Kv-value m ³ /h
015	5,0
020	7,9
025	12,0
032	19,0
040	30,0
050	55,0
065	87,0
080	126,0

There is no need to reduce the max. permissible operating pressure in relation to temperature and valve size.
The temperature limit is determined by the applied material.



manual valves

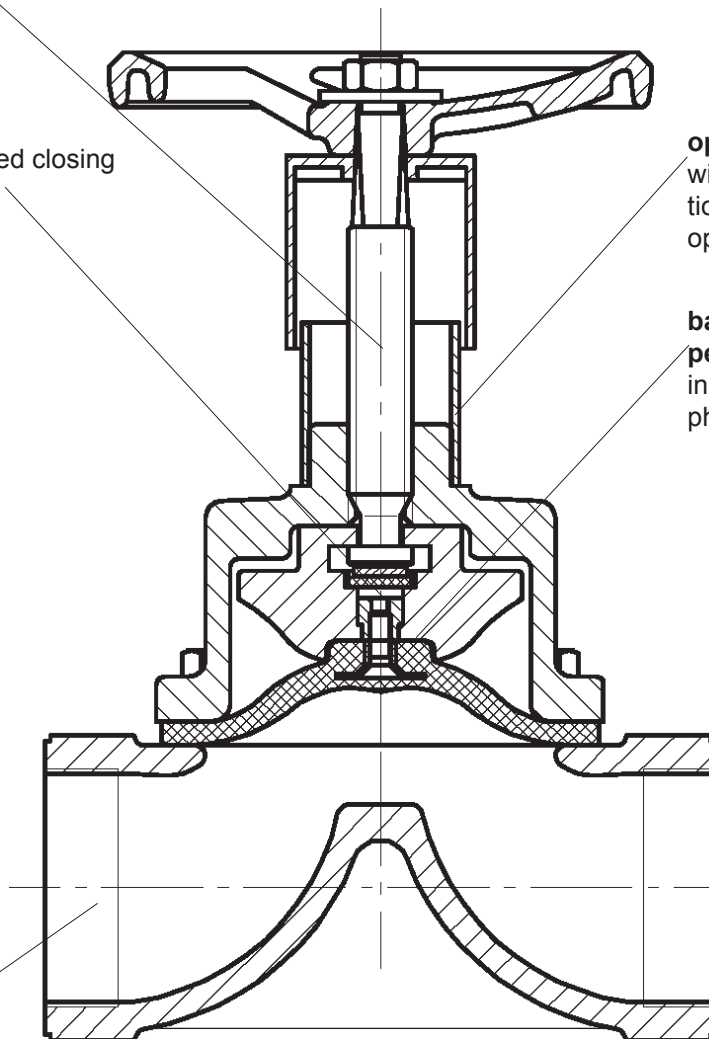
nominal size DN	diaphragm AxB	face-to-face length l	flange diameter SW	valve stroke stroke	height h	handwheel $\varnothing d$	handwheel turns approx.	weight kg
Rp 1/2	58 x 62	85	41	8	110	63	3	1
Rp 3/4	58 x 62	85	41	8	110	63	3	1
Rp 1	68 x 72	110	46	11	148	100	4	2
Rp 1 1/4	90 x 100	120	55	18	173	100	6	3
Rp 1 1/2	90 x 100	140	60	18	176	100	6	4
Rp 2	107 x 124	165	75	26	210	125	7	6
Rp 2 1/2	132 x 144	210	105	34	261	200	9	10
RP 3	147 x 187	260	115	40	282	200	10	13

all moving parts
are separated from the
medium by the diaphragm

thrust bearing
reduces the required closing
torques

opening indicator
with integrated stem protec-
tion increases the reliability of
operation

**balanced diaphragm sus-
pension**
increases life time of the dia-
phragm



no entrapment areas
only diaphragm and body
are in contact with the
medium

This document is not contractual and
may be amended without notice.

8641.102/9-10 / 03.09.2010