

ELECTRIC ACTUATOR UV

GENERAL CHARACTERISTICS

The UV electric actuators are generally used on ¼ turn valves. The maximum output torque is between 150 Nm and 600 Nm. Its compact construction with an aluminium alloy enclosure and a plastic cover makes it convenient for the actuation of ball valves and butterfly valves. The UV electric actuators are equipped with a manual override activated by handwheel. Protection IP 65: possible use indoor and outdoor under shelter.

AVAILABLE ITEMS

Torque: 150 Nm, 250 Nm, 490 Nm and 600 Nm

Voltage: 230 V AC, 24 V AC and 24 V DC

IP 65



LIMITS OF USE

Protection rating	IP 65
Temperature range	-10 °C / +60 °C
Service	S4 - 30% - 10 starts/h

MECHANICAL CHARACTERISTICS

Gears	Treated steel pinions
Rotation angle	90° +/- 5°
Decutching	N/A
Manual override	Handwheel



Electric actuator	UVC15		UVD25			UVF50	UVG60
Voltage	230 V AC	24 V AC	230 V AC	24 V AC	24 V DC	230 V AC	230 V AC
Torque	150 Nm		250 Nm			490 Nm	600 Nm
Operating time	8 s		20 s			30 s	30 s
ISO 5211 pad	F07		F07/F10			F10/F12	F10/F12
Star drive nut	17		22			27	27

ELECTRICAL CHARACTERISTICS

Motor protection	Thermal cut-out	Anti-condensation	Optional, 2 W heater
Limit switch	2 adjustable switches	Electrical connection	2 gland packs. ½" PF
Auxiliary switch	2 adjustable dry switches, cutting capacity: 3 A @ 230 V AC / 0.3 A @ 250 V DC		

Electric actuator	UVC15		UVD25			UVF50	UVG60
Voltage	230 V AC	24 V AC	230 V AC	24 V AC	24 V DC	230 V AC	230 V AC
Power	25 W	30 W	25 W	30 W	30 W	40 W	60 W
Intensity	0.42 A	0.5 A	0.42 A	0.5 A	0.5 A	0.58 A	0.66 A

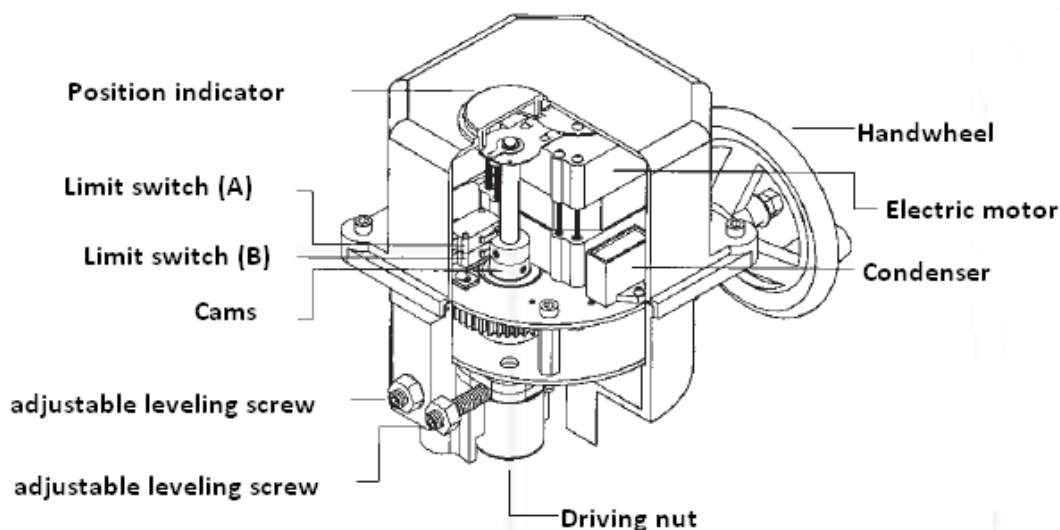
The following data is for information purpose only and may be subject to alteration without prior notice

	SECTORIEL S.A. 45, rue du Ruisseau 38290 Saint Quentin-Fallavier – FRANCE Tel.: +33 474 94 90 70 – Fax: +33 474 94 13 95 www.sectoriel.fr / email: sectoriel@sectoriel.fr	Pages	1/3
		Ref.	FT2233 GB
		Rev.	5
		Date	03/2012

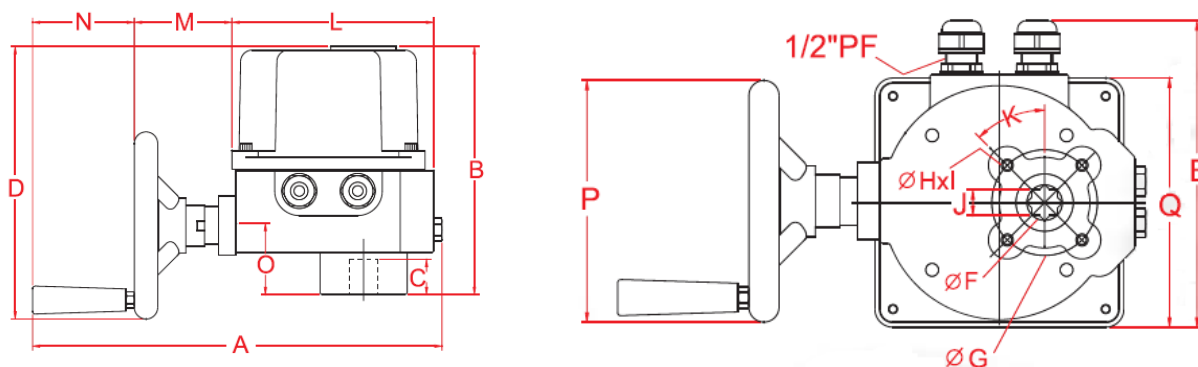
ELECTRIC ACTUATOR UV

CONSTRUCTION

Enclosure	Aluminium alloy	Cams	Treated steel
Cover	PA66 plastic	Drive nut	Steel
Worm gear	Treated steel	Position indicator	Plexiglas®
Handwheel	Steel		




DIMENSIONS (mm)



Dimension	A	B	C	D	E	G	J	L	M	N	O	P	Q
UVC15	350	215	30	236	203	70	17	173	84	87	59	160	165
UVD25	350	240*	30	235	203	102	22	173	84	87	85	160	165
UVF50	350	272	34	260	203	125	27	173	84	87	92	200	165
UVG60	350	272	34	260	203	125	27	173	84	87	92	200	165

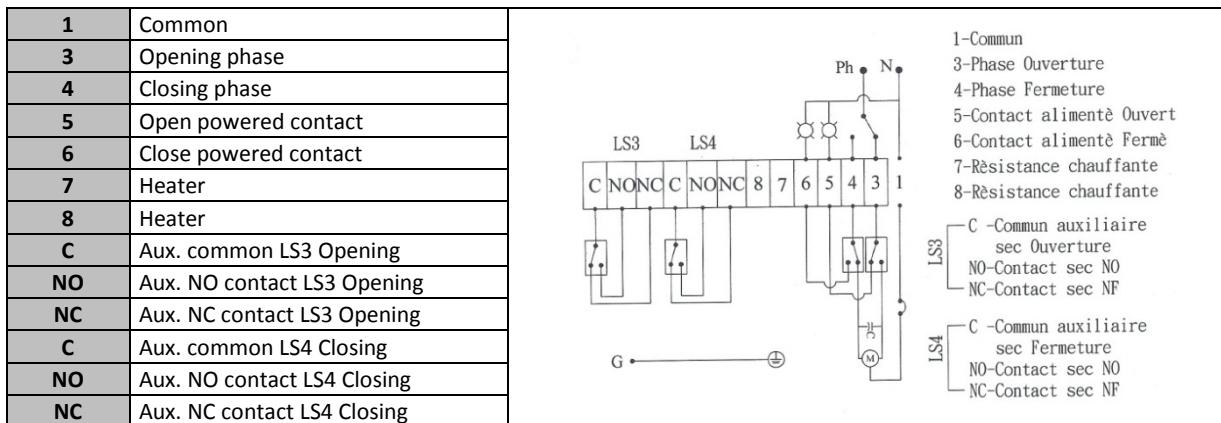
* This dimension is 266 mm for the 24 V AC/DC version.

The following data is for information purpose only and may be subject to alteration without prior notice

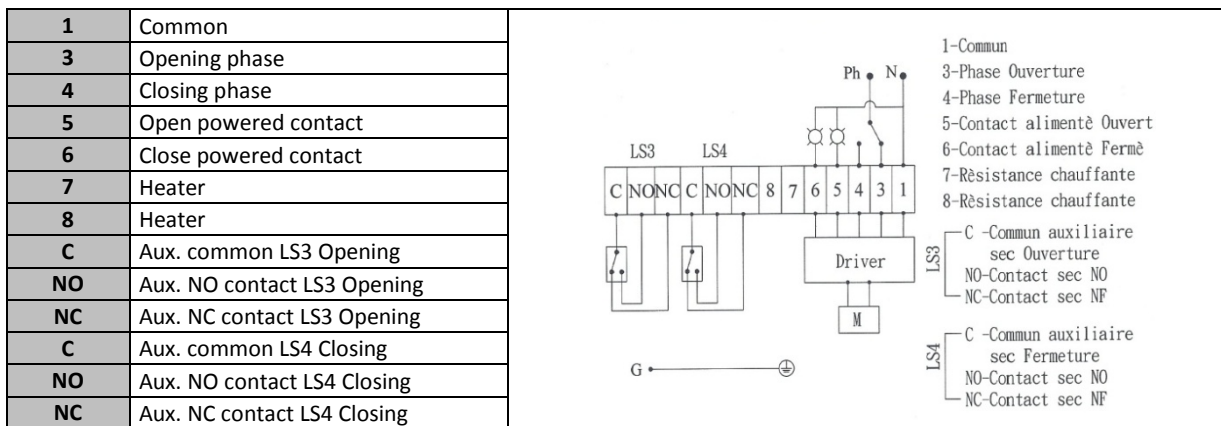
	SECTORIEL S.A. 45, rue du Ruisseau 38290 Saint Quentin-Fallavier – FRANCE Tel.: +33 474 94 90 70 – Fax: +33 474 94 13 95 www.sectorel.fr / email: sectorel@sectorel.fr	Pages	2/3
		Ref.	FT2233 GB
		Rev.	5
		Date	03/2012

ELECTRIC ACTUATOR UV

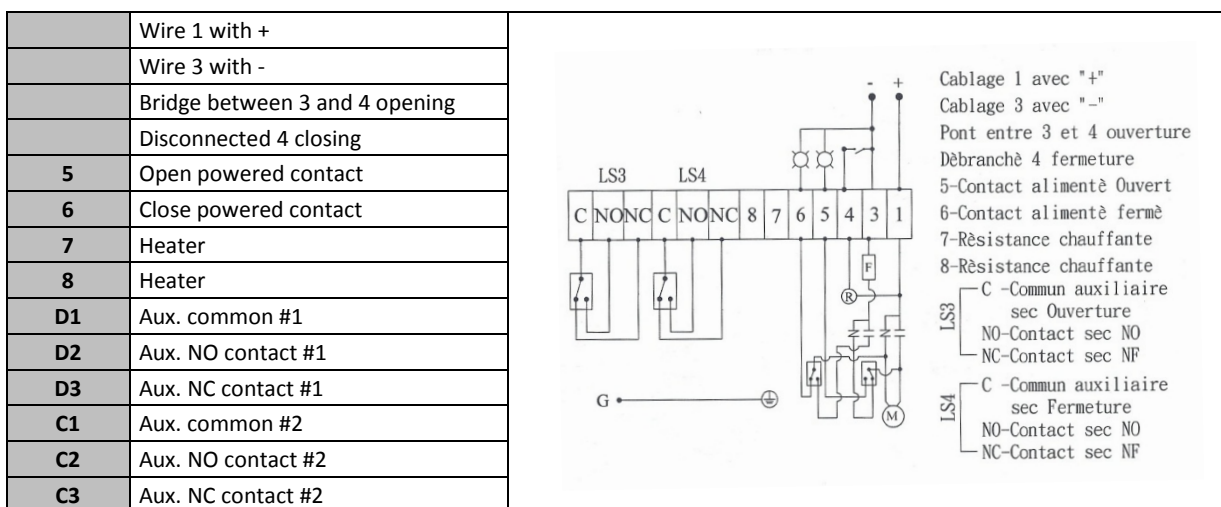
WIRING SCHEME 230 V AC




WIRING SCHEME 24 V AC



WIRING SCHEME 24 V DC



The following data is for information purpose only and may be subject to alteration without prior notice

	SECTORIEL S.A. 45, rue du Ruisseau 38290 Saint Quentin-Fallavier – FRANCE Tel.: +33 474 94 90 70 – Fax: +33 474 94 13 95 www.sectoriel.fr / email: sectoriel@sectoriel.fr	Pages	3/3
		Ref.	FT2233 GB
		Rev.	5
		Date	03/2012