

ELECTRIC ACTUATOR UMC

GENERAL CHARACTERISTICS

The UMC and UMCL electric actuators are generally used on ¼ turn valves. The maximum output torque is between 100 Nm and 150 Nm. Its compact construction with a plastic enclosure makes it convenient for the actuation of small diameter ball valves and butterfly valves. Protection IP 65: possible use indoor and outdoor under shelter.

AVAILABLE ITEMS

100 Nm and 150 Nm torque
Voltage: 230 V AC, 24 V AC and 24 V DC



LIMITS OF USE

Protection rating	IP 65
Temperature range	-10 °C / +60 °C
Service	S4 - 30%

MECHANICAL CHARACTERISTICS

Gears	Treated steel pinions
Rotation angle	90° +/- 5°
Declutching	N/A
Manual override	Allen key (except for UML version)



Electric actuator	UMC10	UMC15			UMC15L
Voltage	230 V AC	230 V AC	24 V AC	24 V DC	230 V AC
Torque	100 Nm	150 Nm			
Operating time	8 s	8 s	8 s	8 s	45 s
ISO 5211 pad	F07 – star 17				

ELECTRICAL CHARACTERISTICS

Motor protection	Thermal cut-out
Adjustable limit switches	2 adjustable switches
Auxiliary switches	2 dry adjustable switches
Anti-condensation	Optional
Electrical connection	2 gland packs ½" PF

Electric actuator	UMC10	UMC15			UMC15L
Voltage	230 V AC	230 V AC	24 V AC	24 V DC	230 V AC
Power	25 W	25 W	25 W	25 W	25 W
Intensity	0.42 A	0.42 A	0.5 A	0.5 A	0.42 A

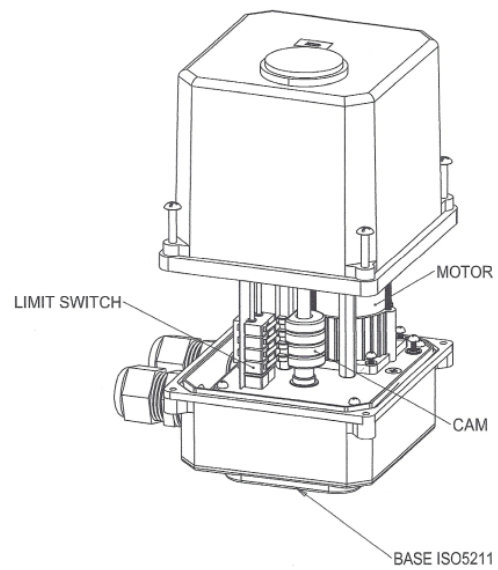
The following data is for information purpose only and may be subject to alteration without prior notice

	SECTORIEL S.A. 45, rue du Ruisseau 38290 Saint Quentin-Fallavier – FRANCE Tel.: +33 474 94 90 70 – Fax: +33 474 94 13 95 www.sectoriel.fr / email: sectoriel@sectoriel.fr	Pages	1/3
		Ref.	FT2224 GB
		Rev.	9
		Date	11/2012

ELECTRIC ACTUATOR UMC

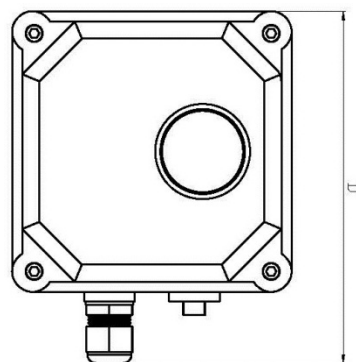
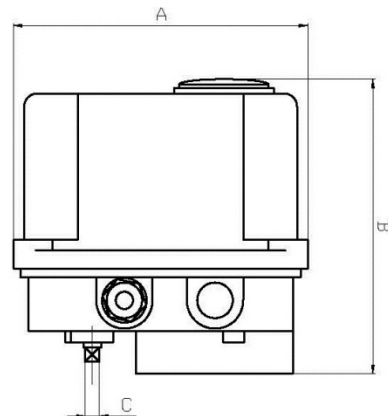
CONSTRUCTION

Enclosure	PA66 Plastic
Cover	PA66 Plastic
Gears	Treated steel
Output	Star drive nut
Adjustable cams	Steel
Position indicator	Plexiglas®




DIMENSIONS (mm)

A	165
B	165
C	8
D	200



The following data is for information purpose only and may be subject to alteration without prior notice

	SECTORIEL S.A. 45, rue du Ruisseau 38290 Saint Quentin-Fallavier – FRANCE Tel.: +33 474 94 90 70 – Fax: +33 474 94 13 95 www.sectoriel.fr / email: sectoriel@sectoriel.fr	Pages	2/3
		Ref.	FT2224 GB
		Rev.	9
		Date	11/2012

ELECTRIC ACTUATOR UMC

WIRING SCHEME 230 V AC AND 24 V AC

		230 V AC	24 V AC
1	Common		
3	Opening phase		
4	Closing phase		
5	Open powered contact		
6	Close powered contact		
7	Heater		
8	Heater		
9-C	Aux. common LS3 Opening		
10-NO	Aux. NO contact LS3 Opening		
11-NC	Aux. NC contact LS3 Opening		
12-C	Aux. common LS4 Closing		
13-NO	Aux. NO contact LS4 Closing		
14-NC	Aux. NC contact LS4 Closing		

WIRING SCHEME 24 V DC

	Wire 1 with +	
	Wire 3 with -	
	Bridge between 3 and 4 opening	
	Disconnected 4 closing	
5	Open powered contact	
6	Close powered contact	
7	Heater	
8	Heater	
D1	Aux. common #1	
D2	Aux. NO contact #1	
D3	Aux. NC contact #1	
C1	Aux. common #2	
C2	Aux. NO contact #2	
C3	Aux. NC contact #2	

The following data is for information purpose only and may be subject to alteration without prior notice

	SECTORIEL S.A. 45, rue du Ruisseau 38290 Saint Quentin-Fallavier – FRANCE Tel.: +33 474 94 90 70 – Fax: +33 474 94 13 95 www.sectoriel.fr / email: sectoriel@sectoriel.fr	Pages	3/3
		Ref.	FT2224 GB
		Rev.	9
		Date	11/2012