

Technical data sheet

Type Y222

Y pattern strainer

Applications and special features



- Protection of pumps, valves, pressure reducing valves, against any impurity in the piping system (dirt, rust, seal fragments, foreign bodies).
- Filtration : 500 microns

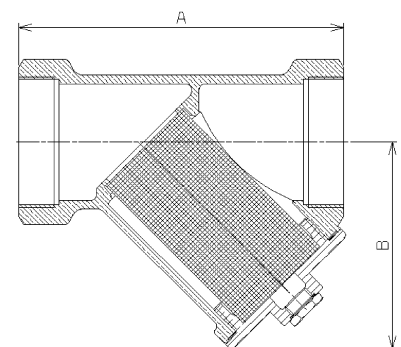
Technical description

DN		References	Vvs-nr
"	mm		
1/2	15/21	149B 6520	
3/4	20/27	149B 1769	
1	26/34	149B 1770	
1 ¼	33/42	149B 1771	
1 ½	40/49	149B 1772	
2	50/60	149B 1773	

- **Connection** : female/female, BSP threaded
- **Permissible operating pressure PFA - water** : 25 bar
- **Plug** : 1/4"G
- **θ** : Mini. -10 °C
Maxi. 110 °C
- **Mediums** : Clear liquids
- **Approvals** : ACS
- **International construction Standards** :
Thread connection according to NF EN ISO 228-1

Overall dimensions

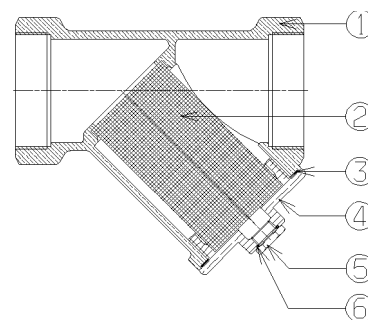
DN		A	B	Weight
"	mm	mm	mm	kg
1/2	15/21	61	38	0,180
3/4	20/27	68	45	0,280
1	26/34	86,5	57	0,450
1 ¼	33/42	105	69	0,800
1 ½	40/49	117	80	0,900
2	50/60	147	99	1,200



Technical data sheet Type Y222 - Y pattern strainer

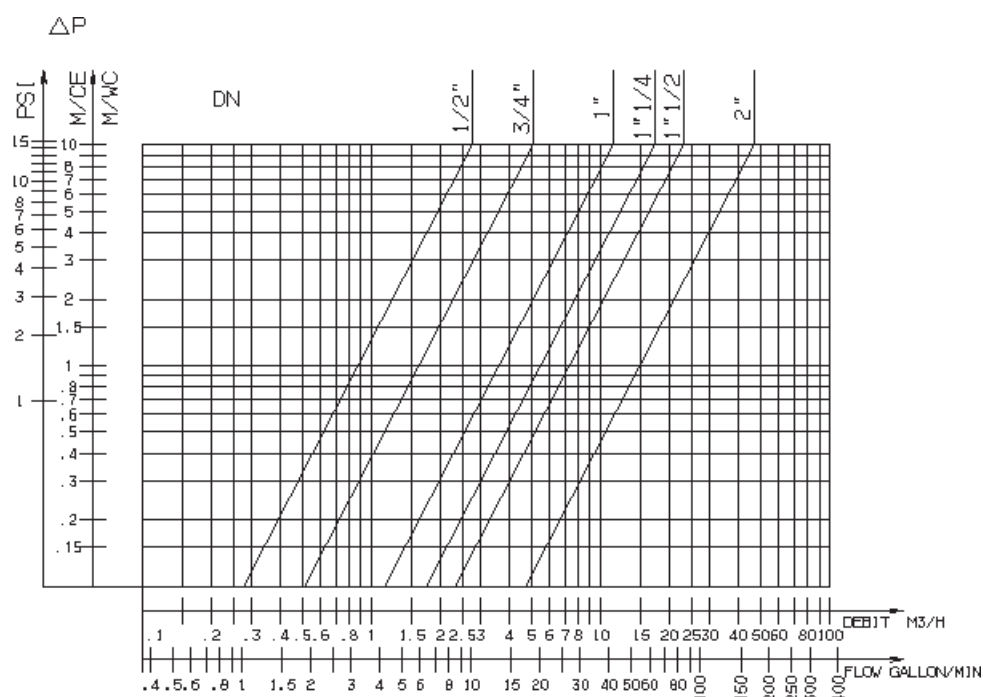
Spare parts list and materials

Nb	Description	Materials	EURO	ANSI
1	CASING	Brass	CuZn40Pb2	
2	STRAINER	Stainless steel	X5CrNi18-10	AISI 304
3	SEAL	Fibre		
4	CAP	Brass	CuZn40Pb2	
5	PLUG	Nylon 66		
6	SEAL	Fibre		



Working principle

DN		Kv m ³ /H	ζ
"	mm		
1/2	15/21	2,7	10,33
3/4	20/27	5,1	9,50
1	26/34	11,3	4,70
1 ¼	33/42	17,2	5,50
1 ½	40/49	23,0	7,50
2	50/60	46,8	4,50



Socla can accept no responsibility for possible errors in catalogue, brochures and other printed material. Socla reserve the right to alter its products without notice. This also applies to products already agreed. All trademarks in this material are the property of the respective companies. All right reserved.

Socla

365 rue du lieutenant Putier
71530 VIREY LE GRAND
Adresse postale : CS 10273
71107 CHALON-SUR-SAÔNE Cedex

Tel : 33 3 85 97 42 42
Fax : 33 3 85 97 97 42
<http://www.socla.com>
e-mail : contact@socla.com