## PRZEZNACZENIE

Pompy przeznaczone do tłoczenia wody czystej, spienionej, zaszlamionej, wolnej od zanieczyszczeń włóknistych pochodzenia roślinnego, zawierającej części stałe i ścierające o małych wymiarach oraz piasek. Stosowane również do tłoczenia ścieków zwierzęcych, gnojówki i fekalii.

## ZASTOSOWANIE

Znajdują zastosowanie:
- w gospodarstwach domowych
- oczyszczalniach ścieków
- przepompowniach ścieków
- do podnoszenia ciśnienia w niewielkich systemach
- do drenażu
- awaryjnego odwadniania piwnic, wykopów, tuneli, studzienek itp.

## OBSZAR UŻYTKOWANIA

| | |
|---|---|
| Wydajność | do 490 $m^3/h$ |
| Wys. podnoszenia | do 52 m |
| Max głębokość zanurzenia | 20 m |
| Max temperatura cieczy | do 40°C |
| Średnica przyłączy | 80-150 mm |

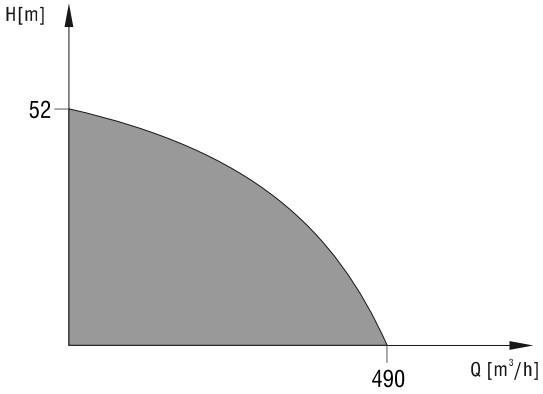


## KONCEPCJA BUDOWY

### część hydrauliczna
- korpus pompy z żeliwa
- wirnik żeliwny
- stopa pompy z otworem wlotowym żeliwna
- podwójne lub potrójne uszczelnienie wału z komorą olejową

### silnik
- trójfazowy asynchroniczny do pracy ciągłej
- silnik „mokry” wypełniony olejem
- łożyska kulkowe
- stopień ochrony IP68
- klasa izolacji H
- napięcie 3×400-415 V
- częstotliwość 50 Hz

## ZALETY

- łatwość obsługi
- cichobieżność
- wysoka jakość wykonania
- pompa wyposażona w uchwyt transportowy
- wszystkie wykonania z przewodem zasilającym 10 m.
- standardowo zabezpieczenie termiczne (wbudowany czujnik wilgoci - jako opcja)
- niezależny przewód obwodu zabezpieczeń

## BUDOWA

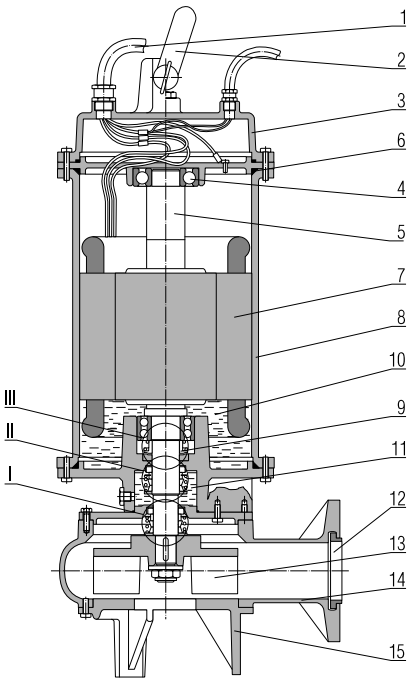


1. Przewód zasilający
2. Uchwyt transportowy
3. Pokrywa górna
4. Łożyska kulkowe
5. Wał silnika
6. Pierścień uszczelniający
7. Stojan
8. Korpus silnika
9. Uszczelnienie mechaniczne
10. Olej chłodzący
11. Komora olejowa
12. Króciec tłoczny
13. Wirnik pompy
14. Korpus pompy
15. Podstawa pompy

I. Uszczelnienie pierwsze
II. Uszczelnienie drugie
III. Uszczelnienie trzecie

## WYKONANIE MATERIAŁOWE

| Nazwa części | Wykonanie standardowe | |
|---|---|---|
| **Pompa** | **DP.. 300-550/...** | **DP.. 750-1500/...** |
| Korpus | ZI200 * | ZI200 * |
| Wirnik | ZI200 * | ZI200 * |
| Stopa | ZI200 | ZI200 * |
| Pokrywa | ZI200 * | ZI200 * |
| **Silnik** | **DP.. 300-550/...** | **DP.. 750-1500/...** |
| Tarcza łożyskowa dolna | ZI200 * | ZI200 * |
| Tarcza łożyskowa górna | ZI200 | ZI200 |
| Korpus | ZI200 * | ZI200 |
| Pokrywa | ZI200 * | ZI200 |
| Wał | stal nierdzewna | stal nierdzewna |
| **Uszczelnienie** | **DP.. 300-550/...** | **DP.. 750-1500/...** |
| Uszczelnienie mechaniczne I | węglik krzemu/węglik krzemu | węglik krzemu/węglik krzemu |
| Uszczelnienie mechaniczne II | grafitowo ceramiczne ** | grafitowo ceramiczne ** |
| Uszczelnienie mechaniczne III | grafitowo ceramiczne | grafitowo ceramiczne |

wykonania opcjonalne: * - staliwo nierdzewne ** - węglik krzemu/węglik krzemu

## KLUCZ OZNACZEŃ

**DP 1 400 /80 T**

Oznaczenie typoszeregu DP

Obroty: 1 - 1450 $min^{-1}$
2 - 2900 $min^{-1}$

Wielkość pompy

Średnica króćca tłocznego [mm]

Silnik: T - trójfazowy

CHARAKTERYSTYKA POMP

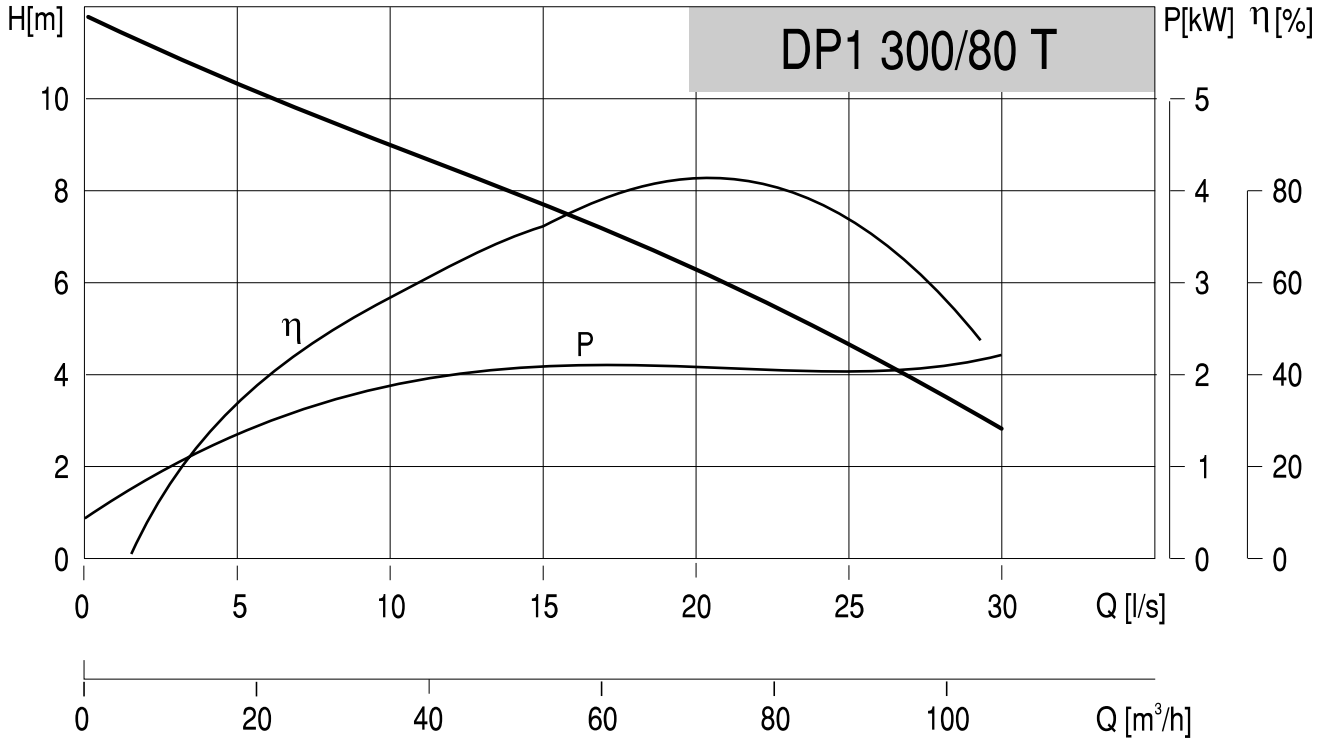


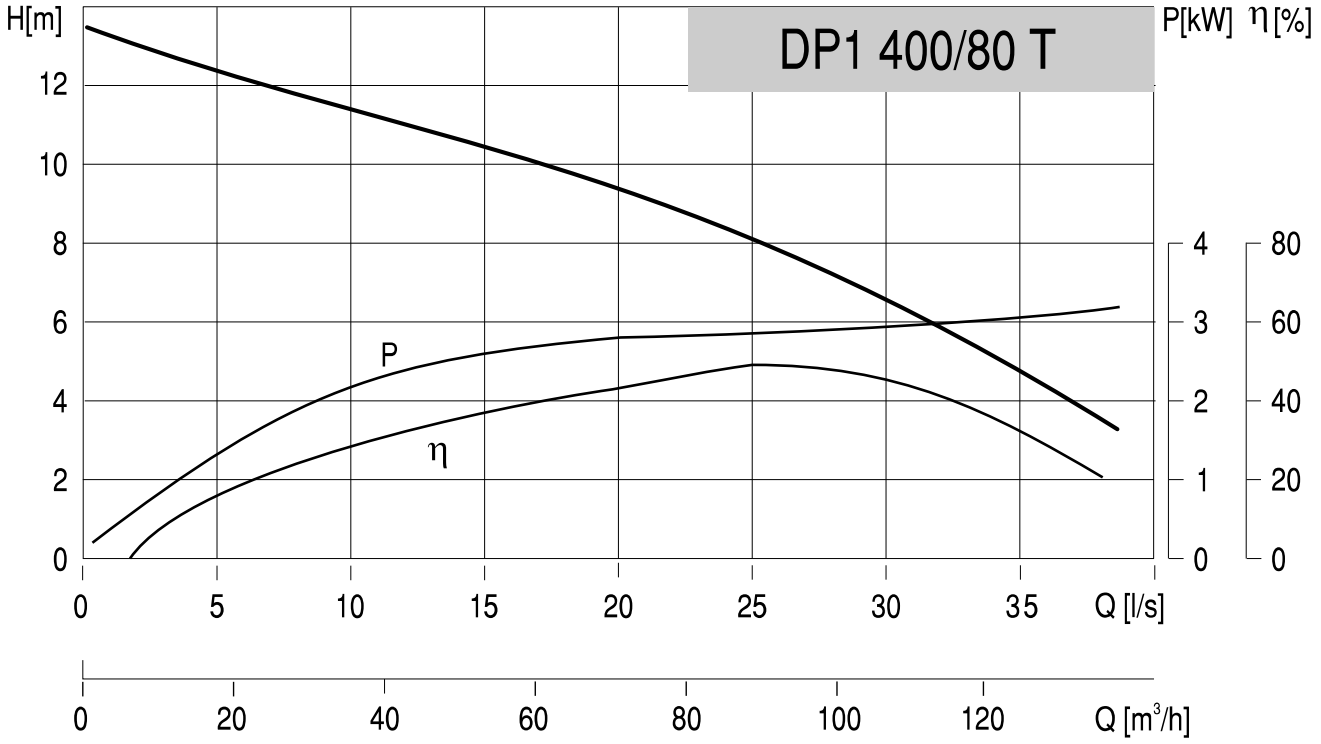

CHARAKTERYSTYKA POMP

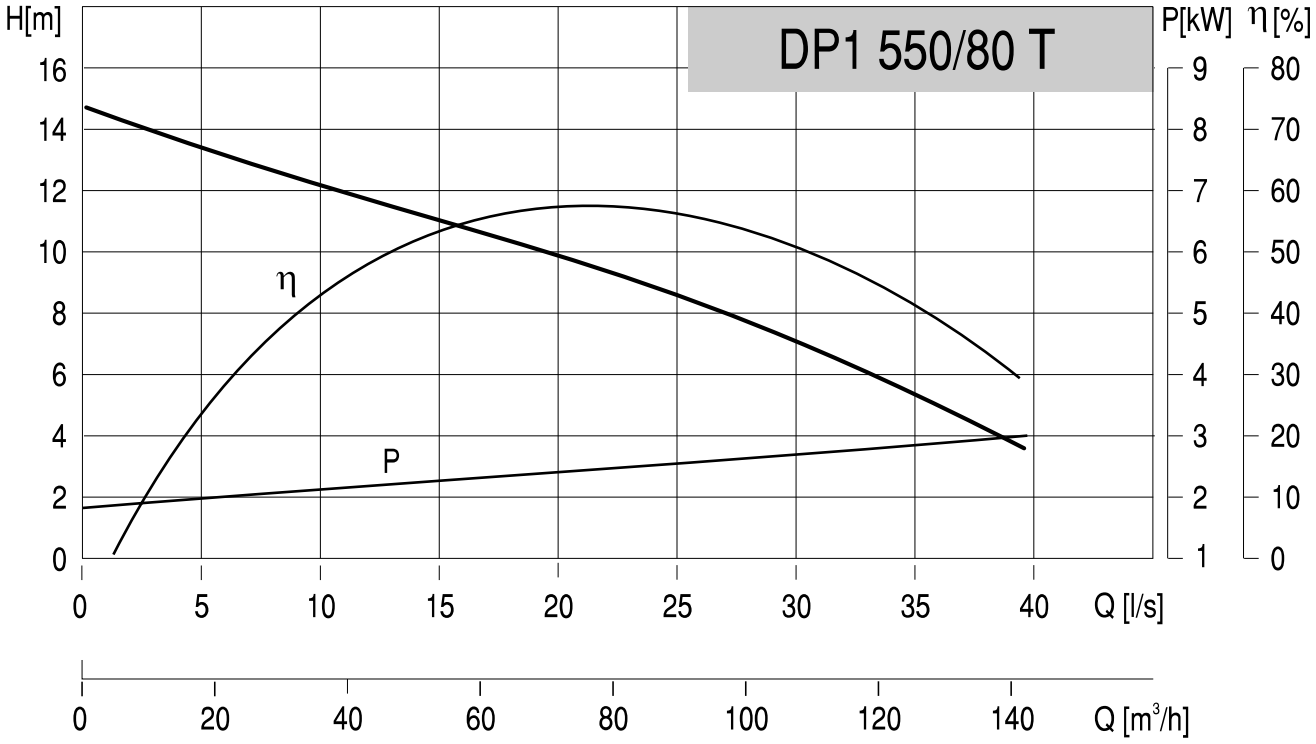


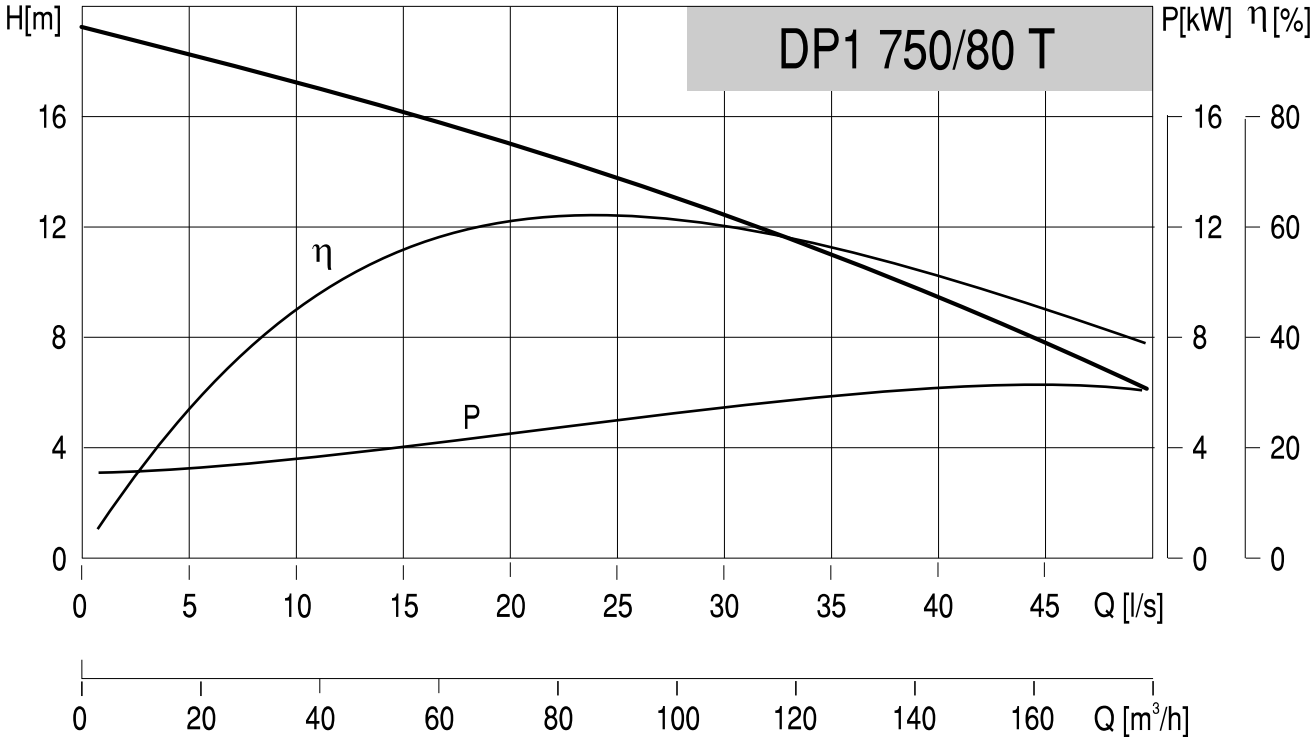

CHARAKTERYSTYKA POMP

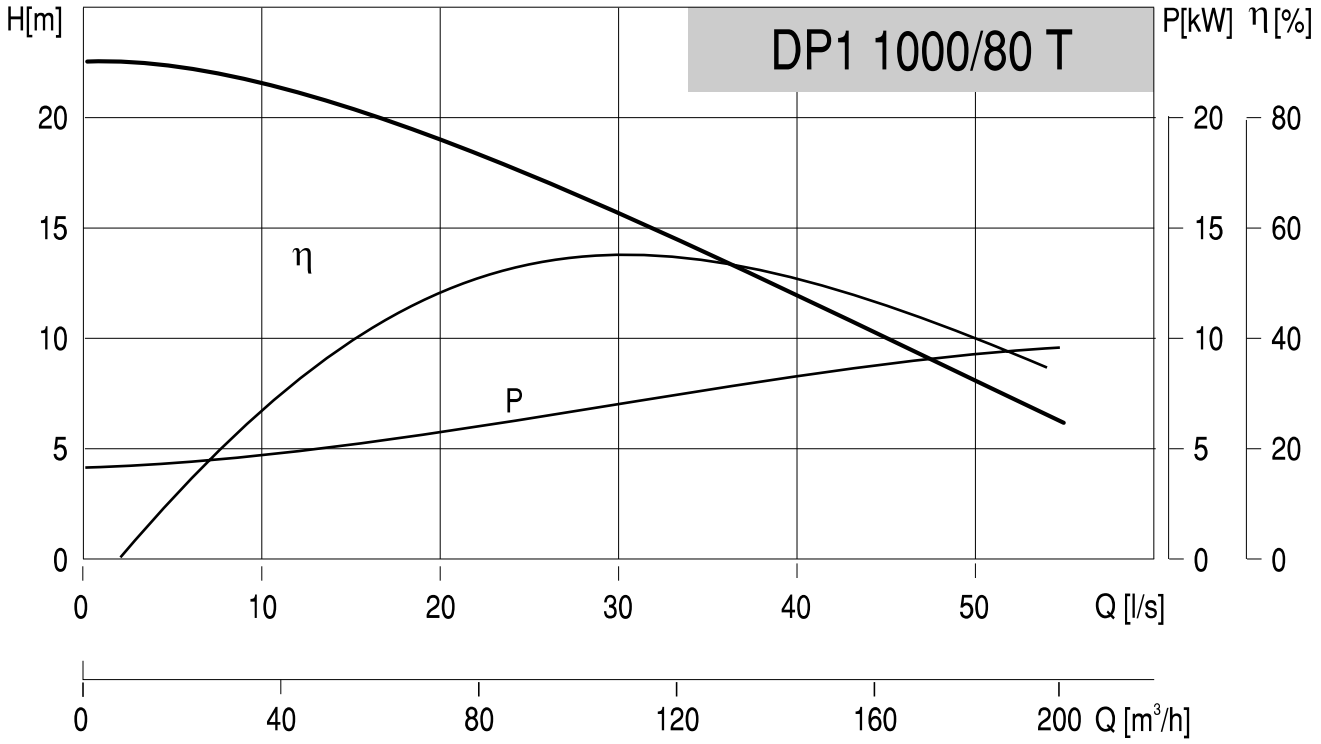


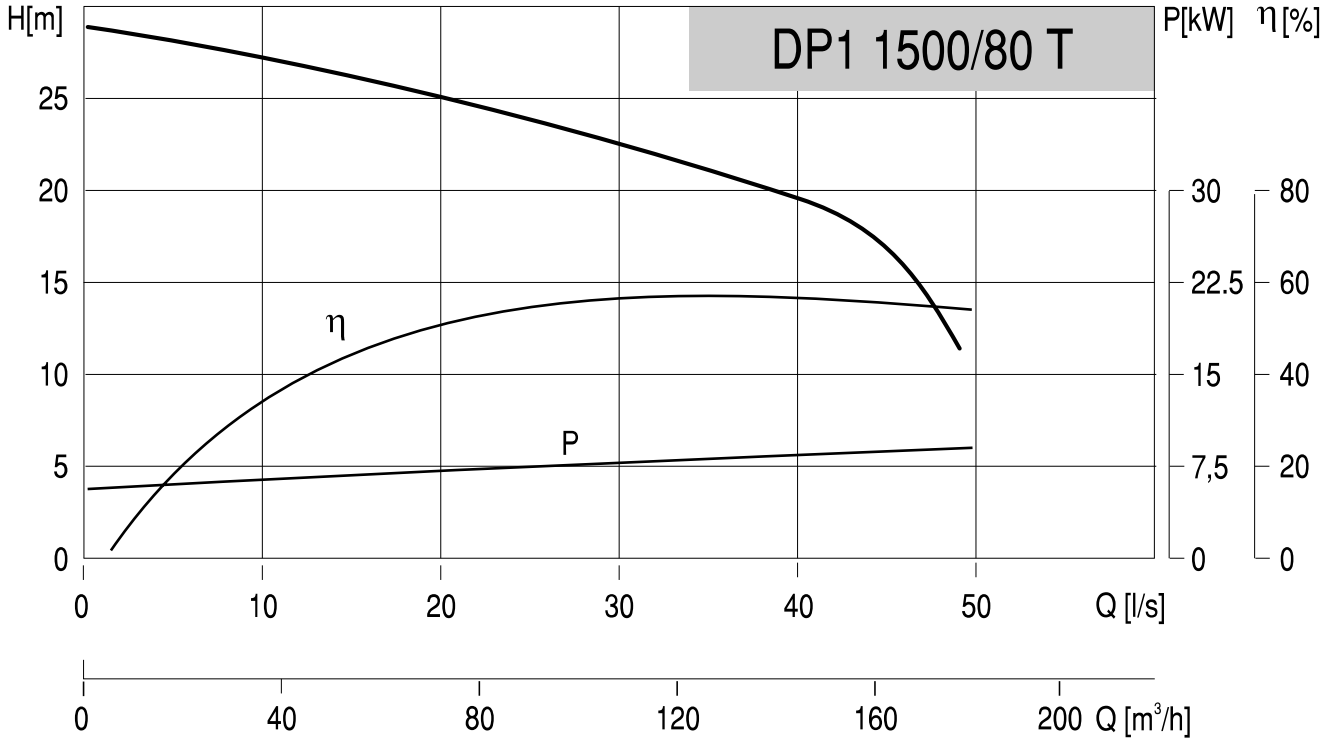

CHARAKTERYSTYKA POMP

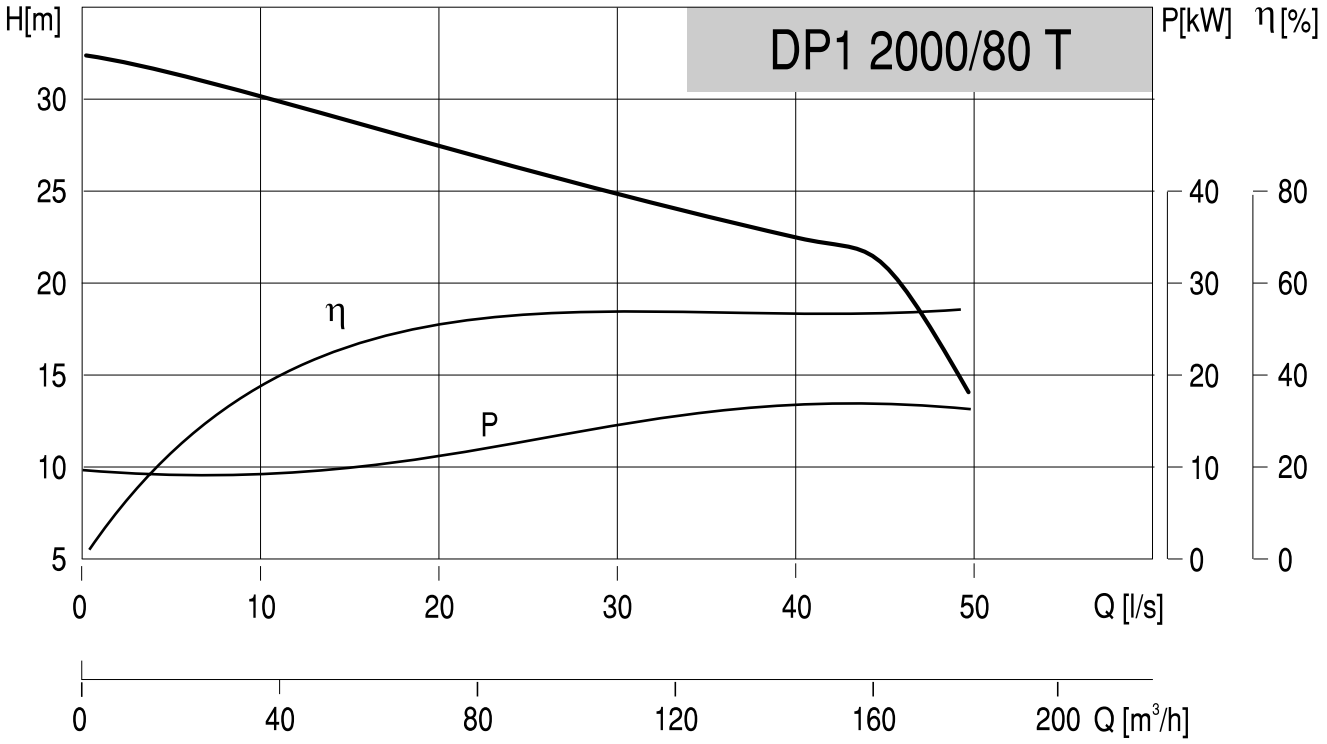


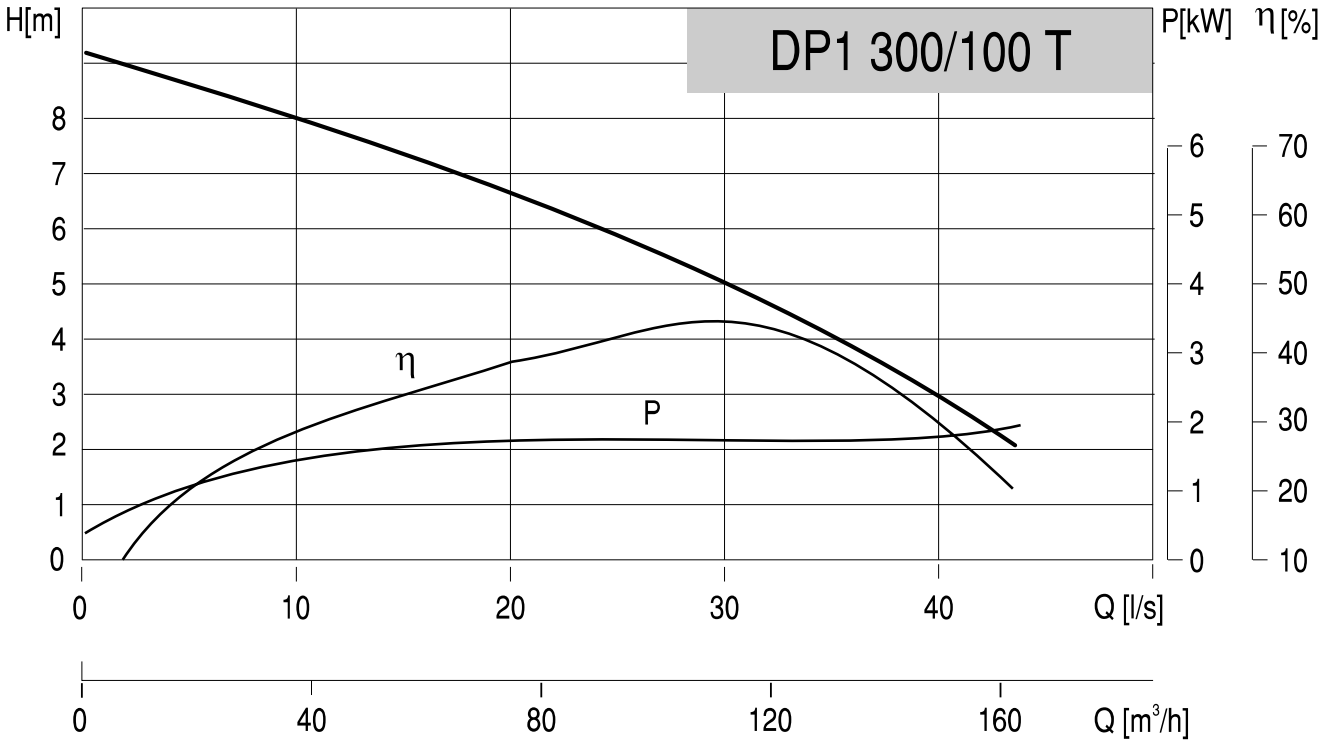

CHARAKTERYSTYKA POMP

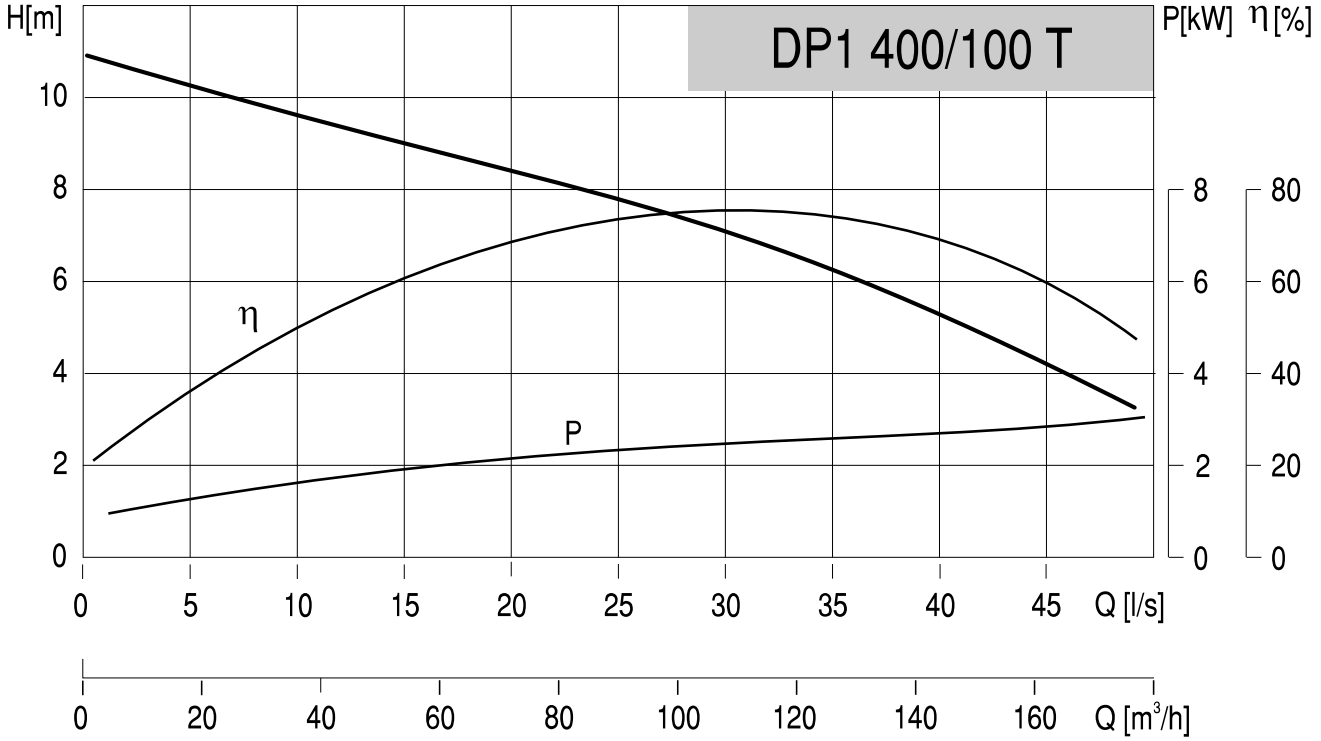


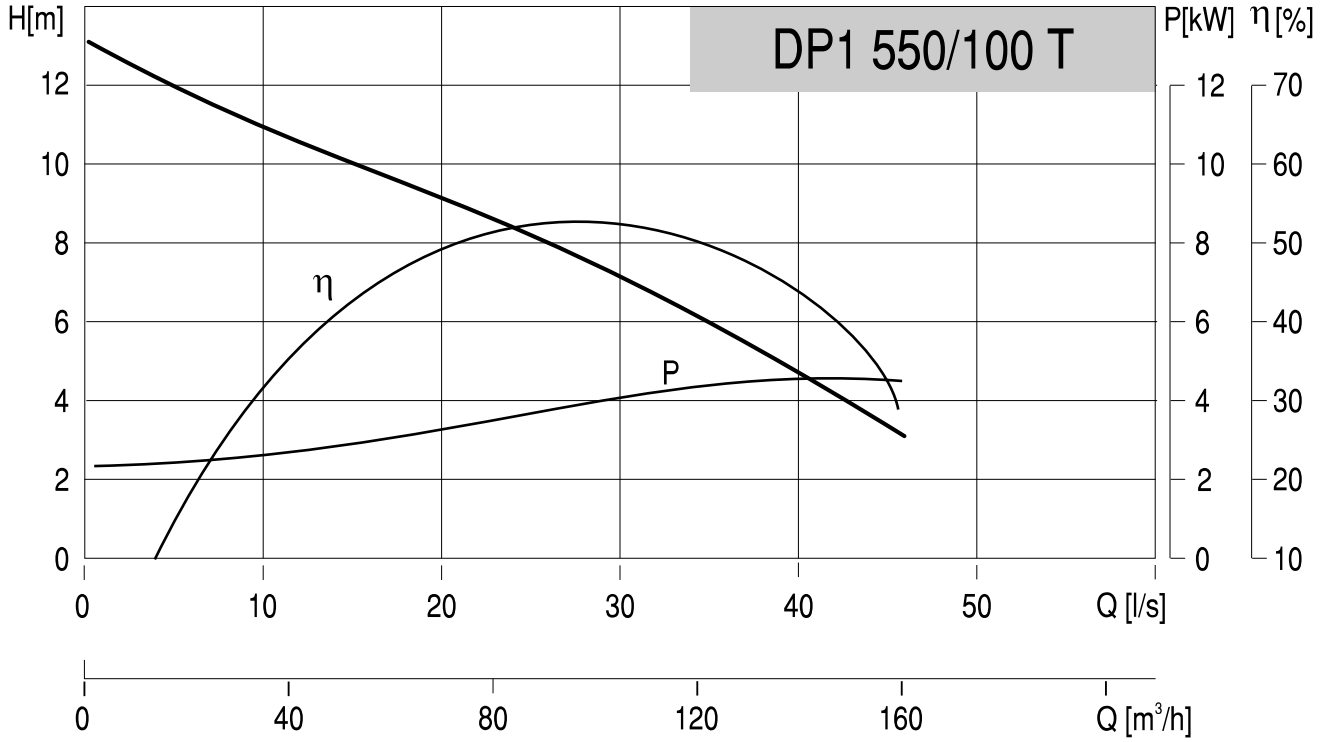

CHARAKTERYSTYKA POMP

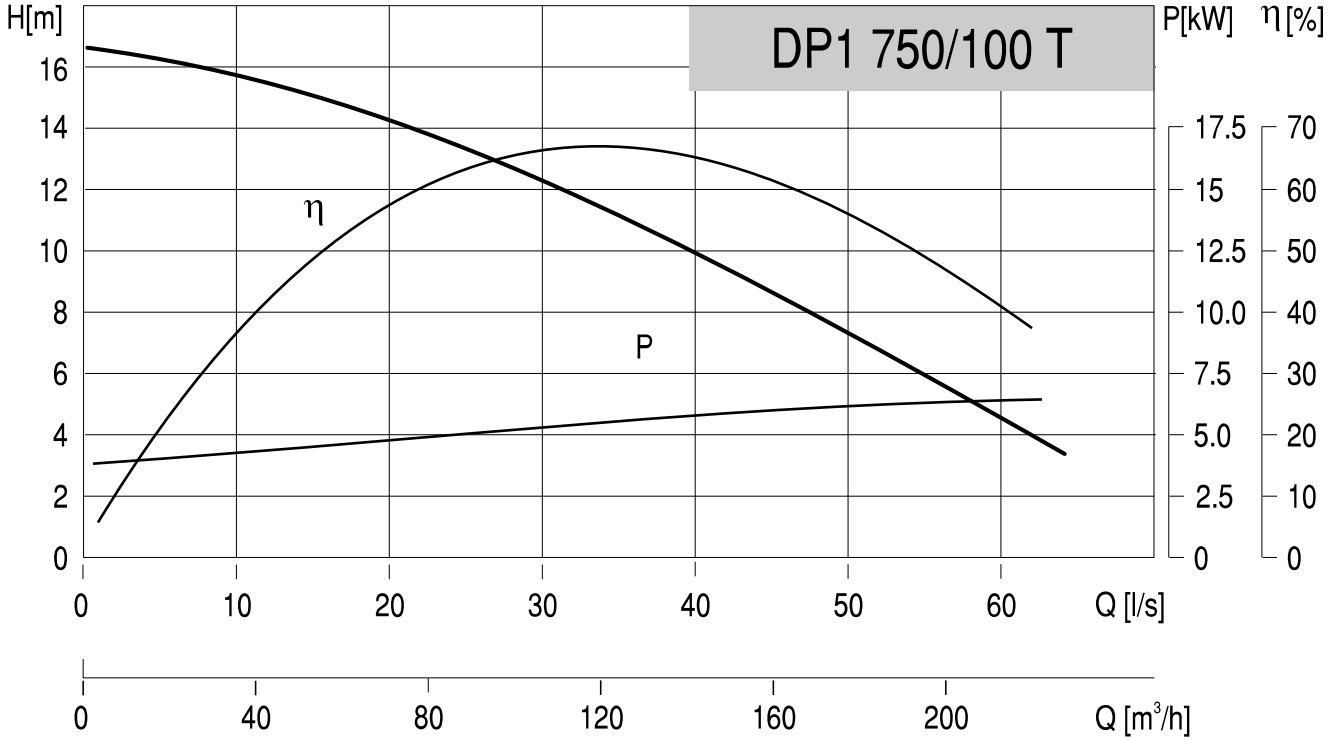


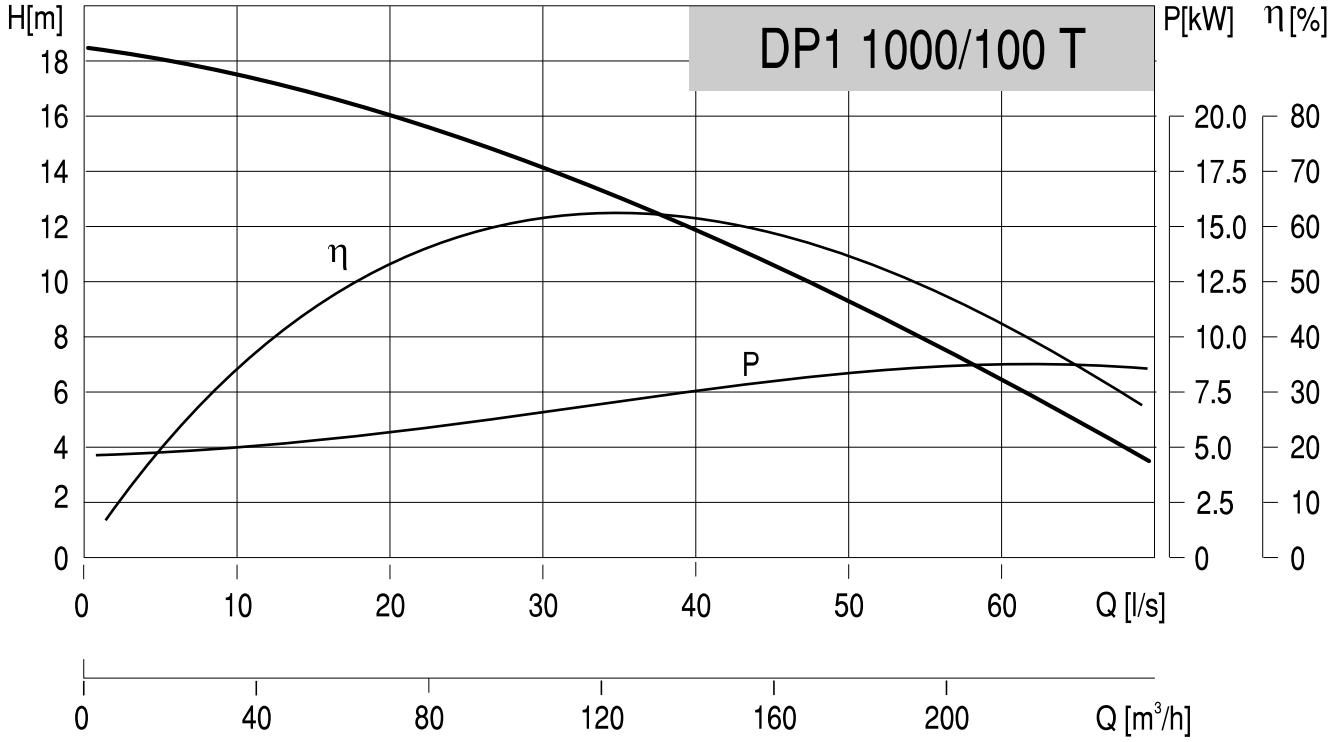

CHARAKTERYSTYKA POMP

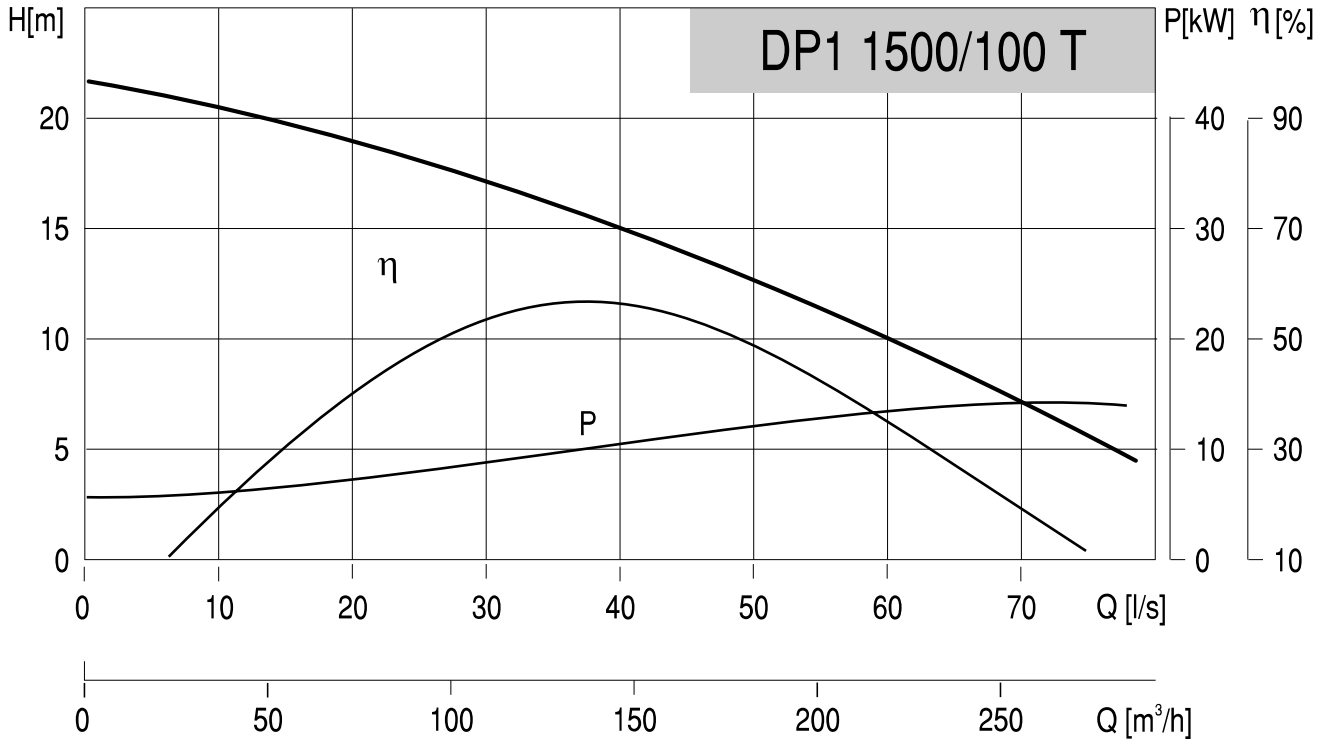


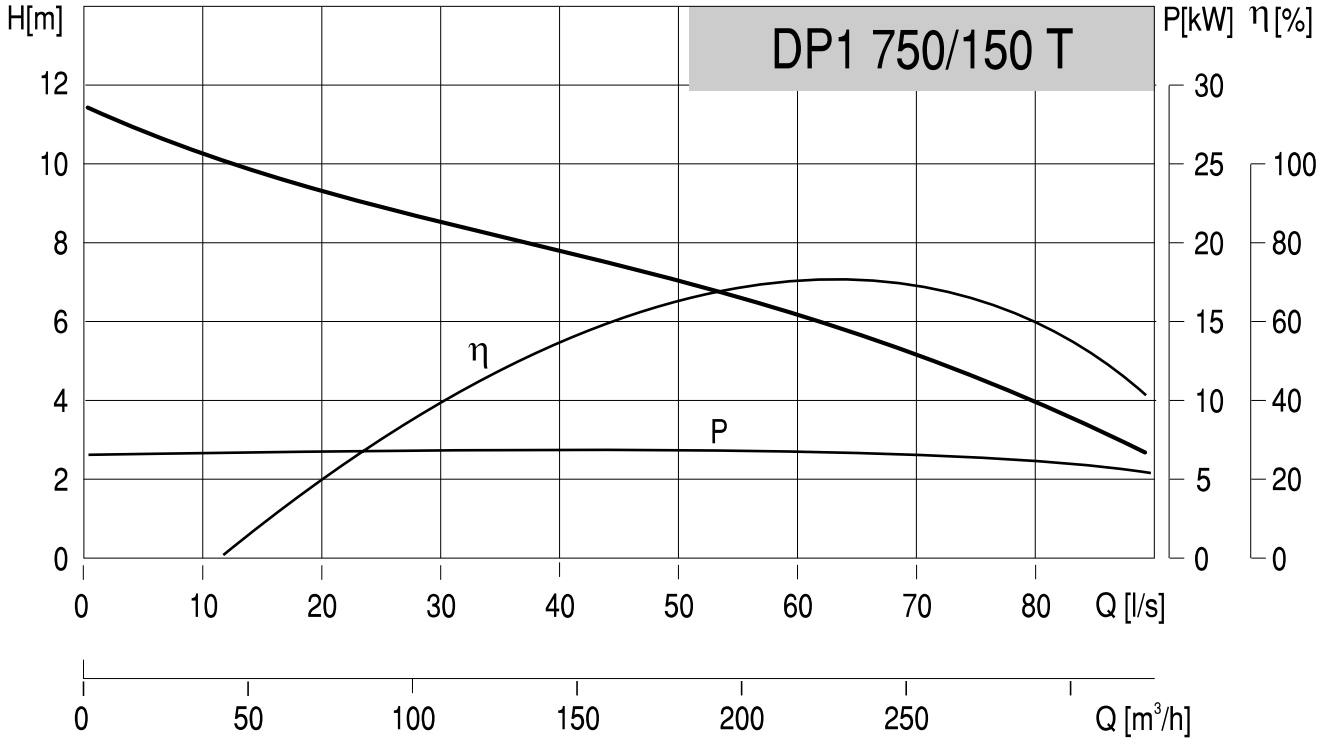

CHARAKTERYSTYKA POMP

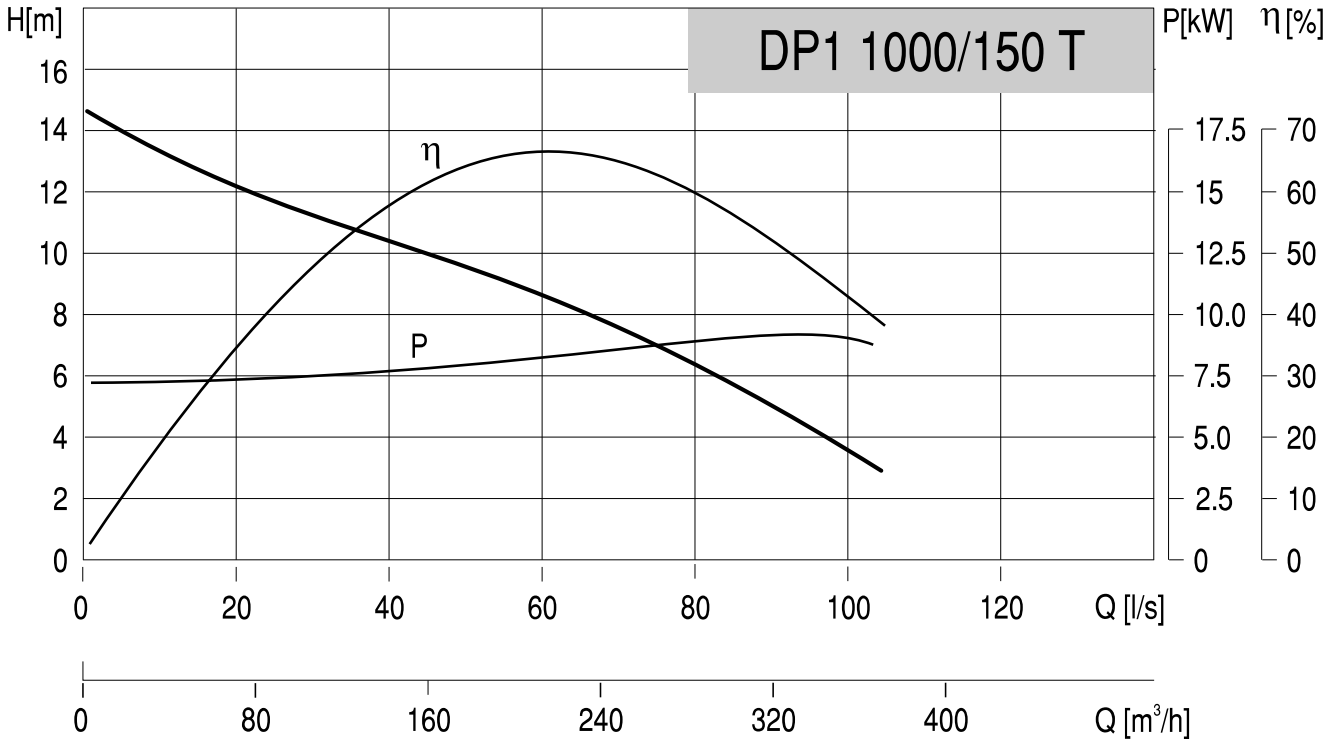


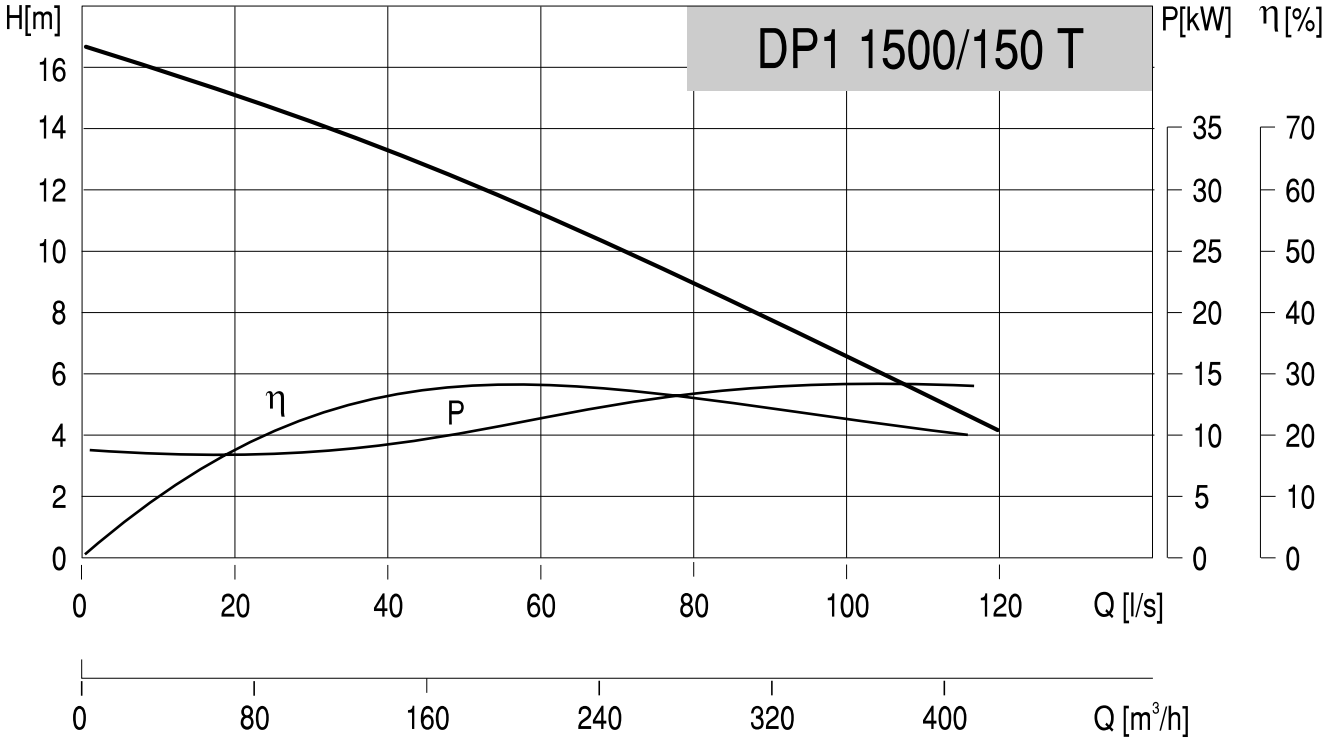

CHARAKTERYSTYKA POMP

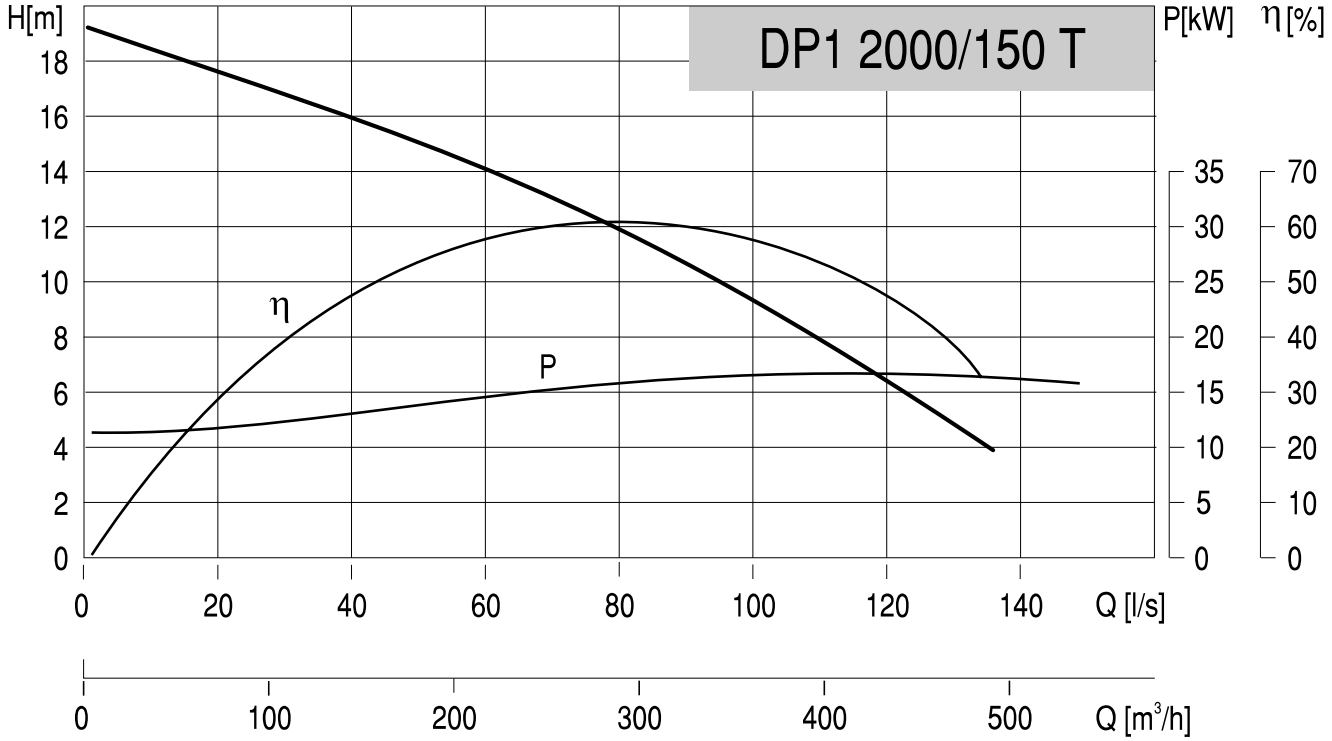


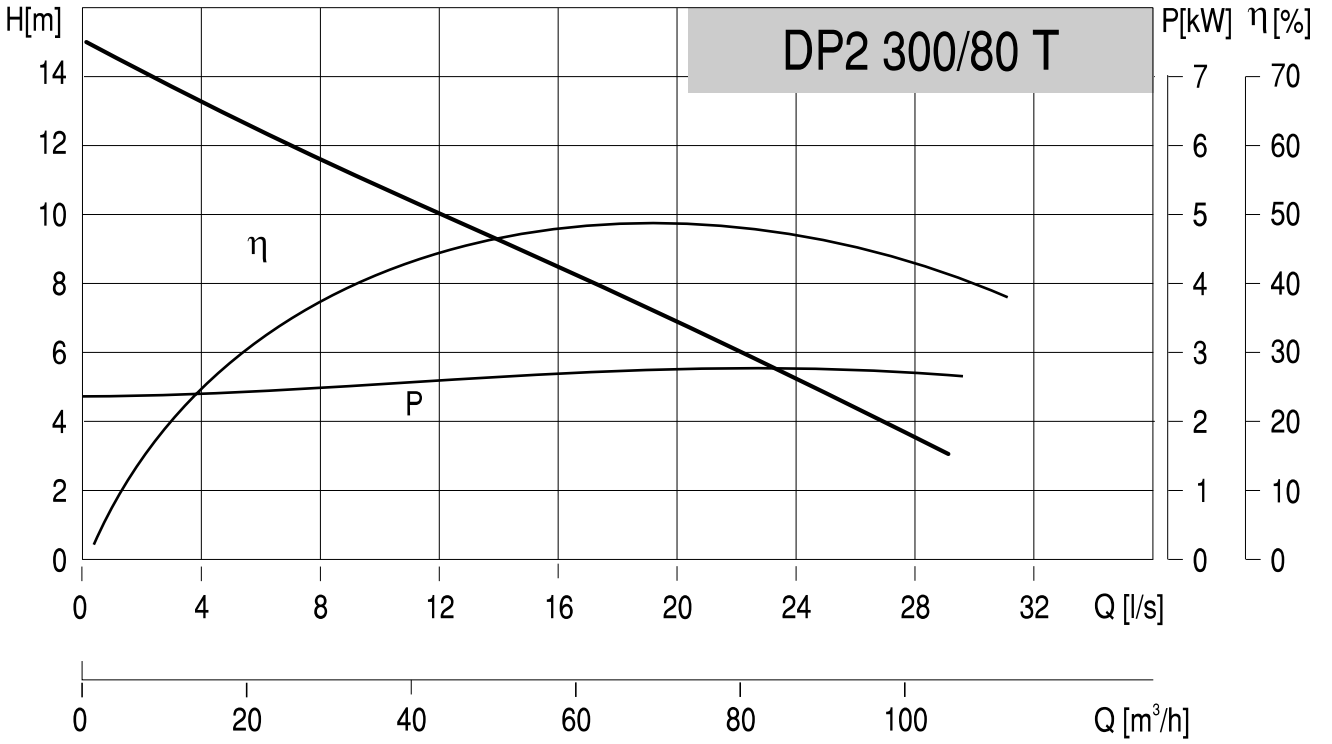

CHARAKTERYSTYKA POMP

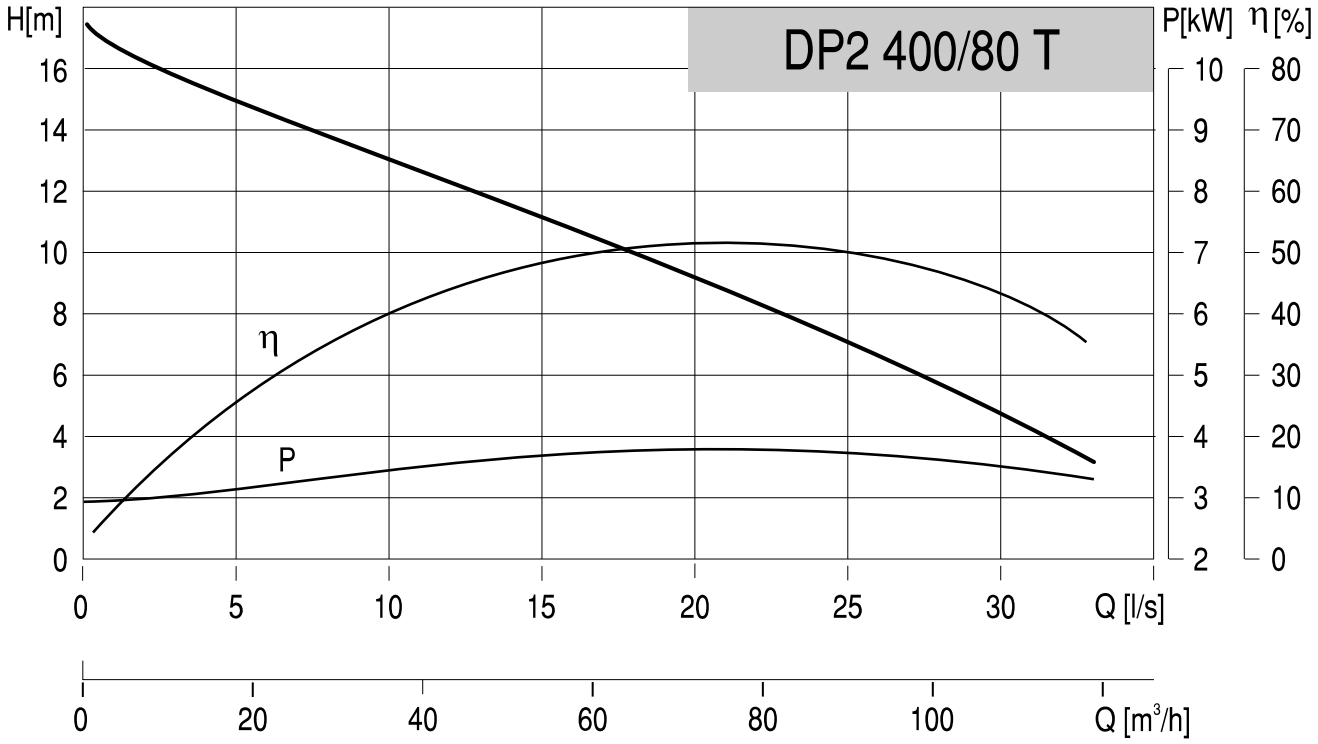


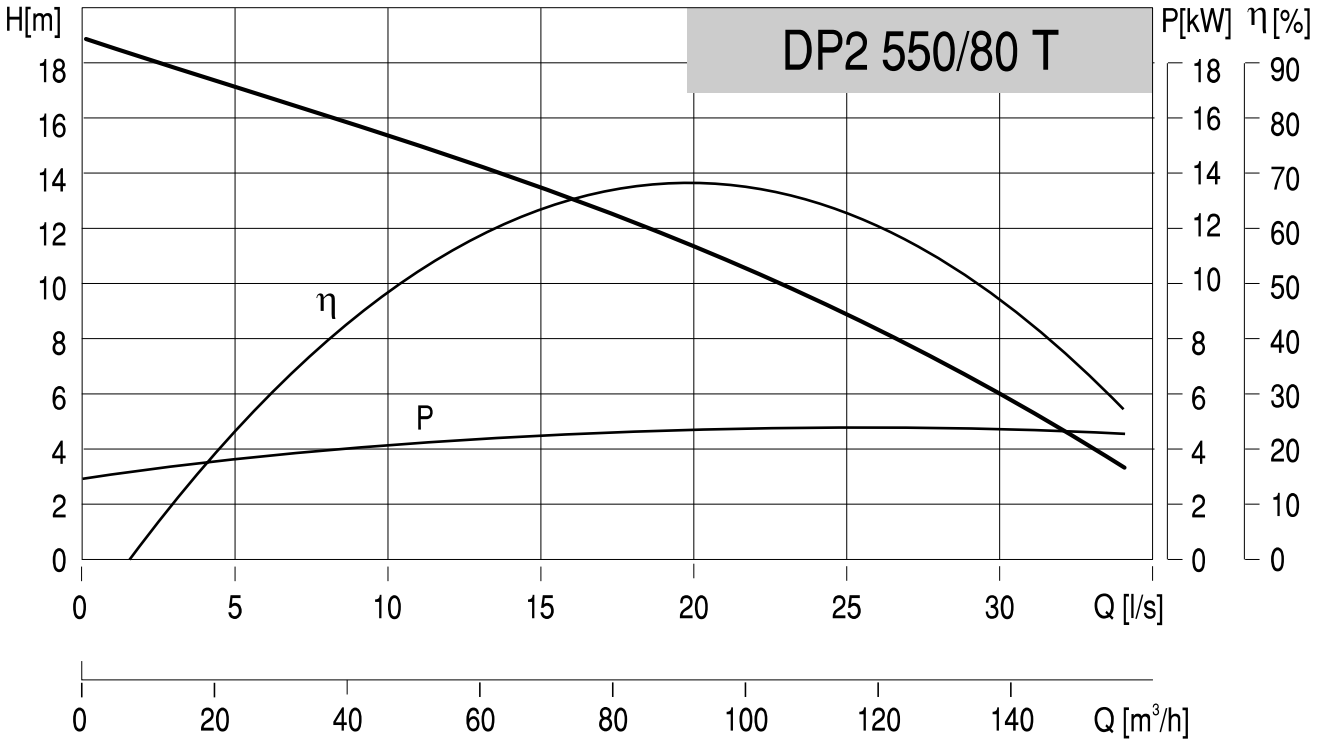

CHARAKTERYSTYKA POMP

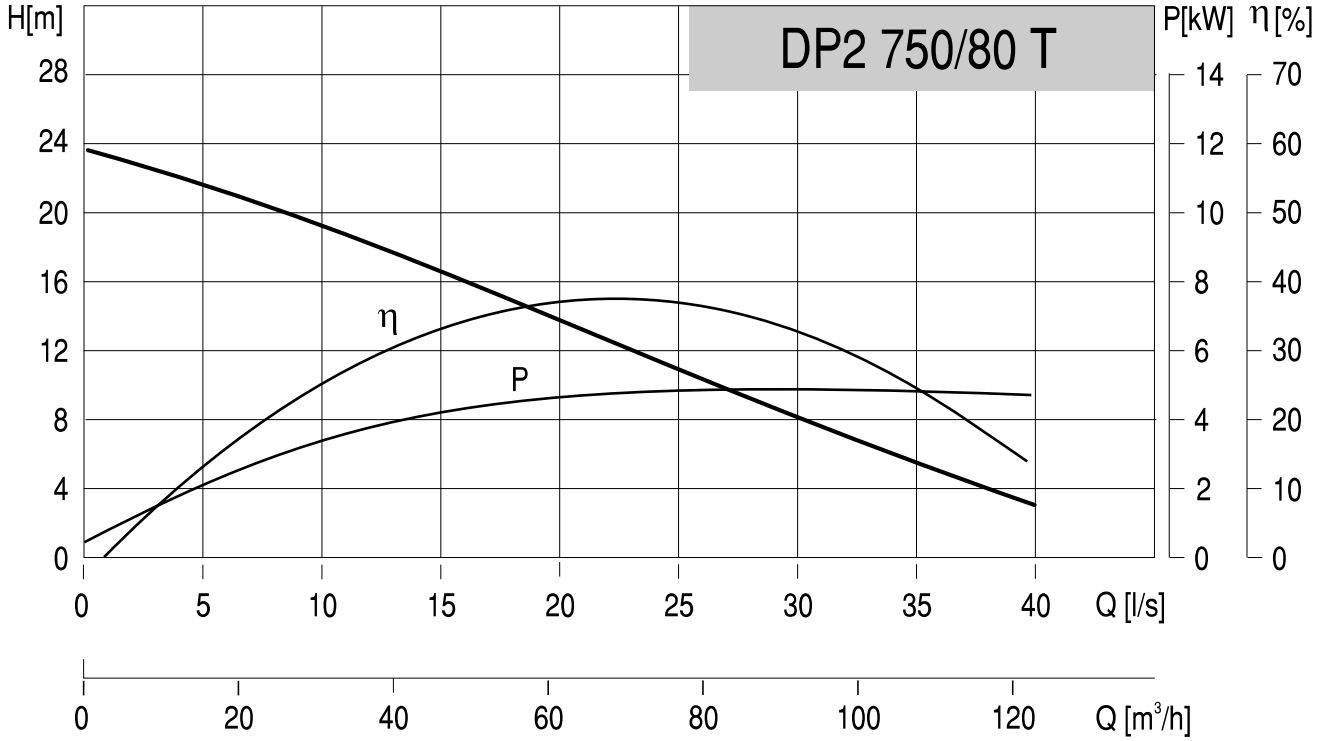


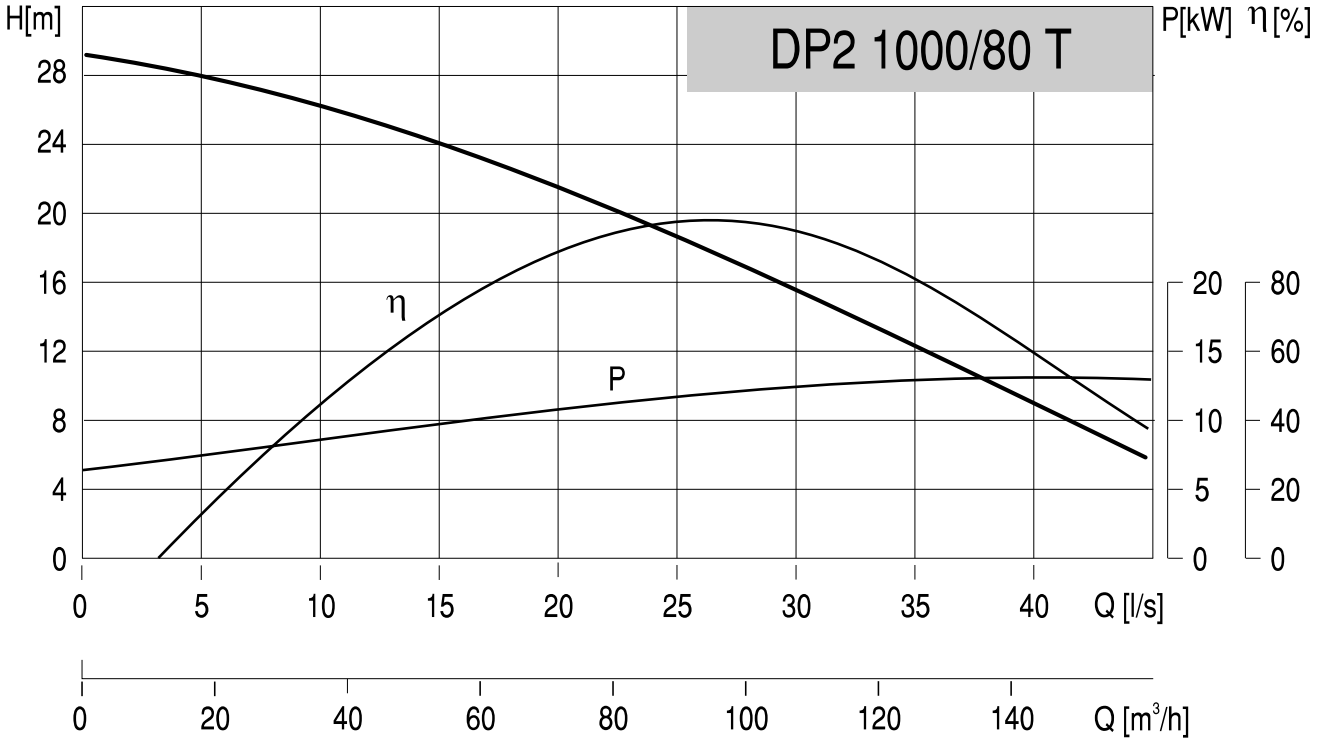

CHARAKTERYSTYKA POMP

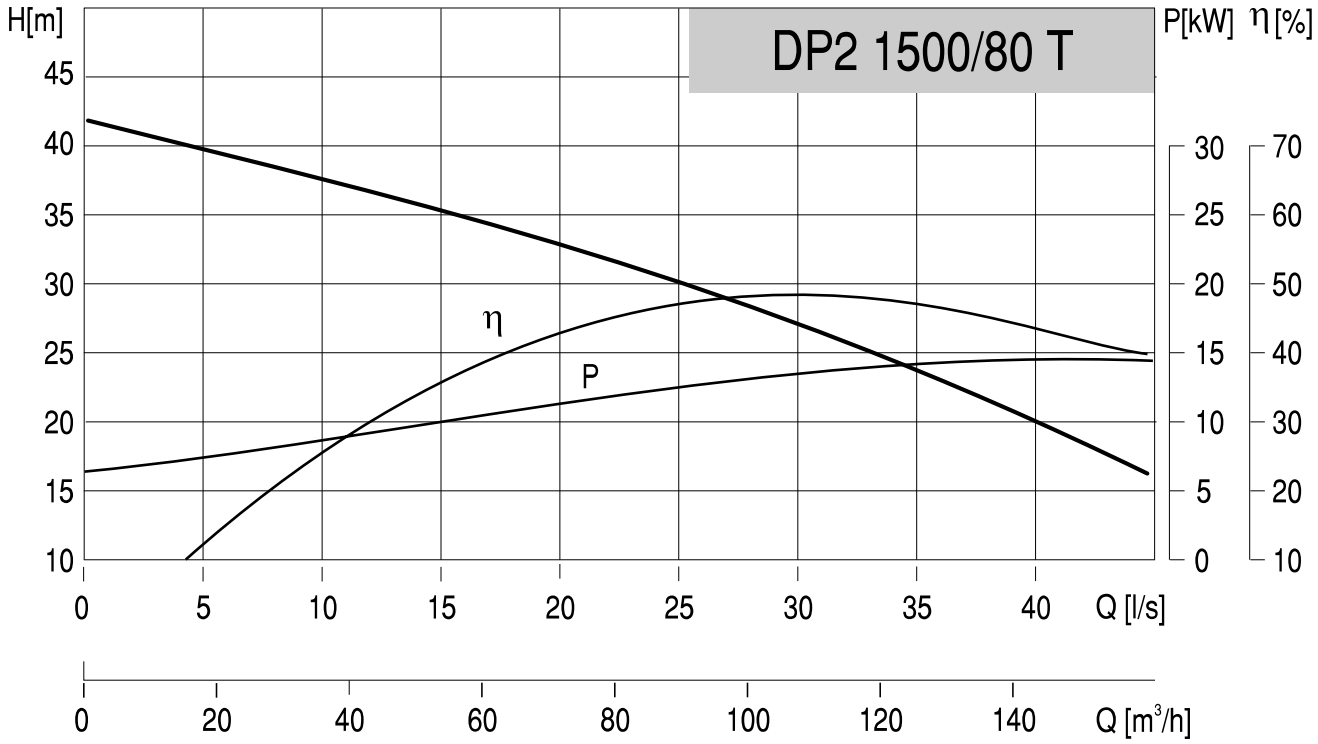


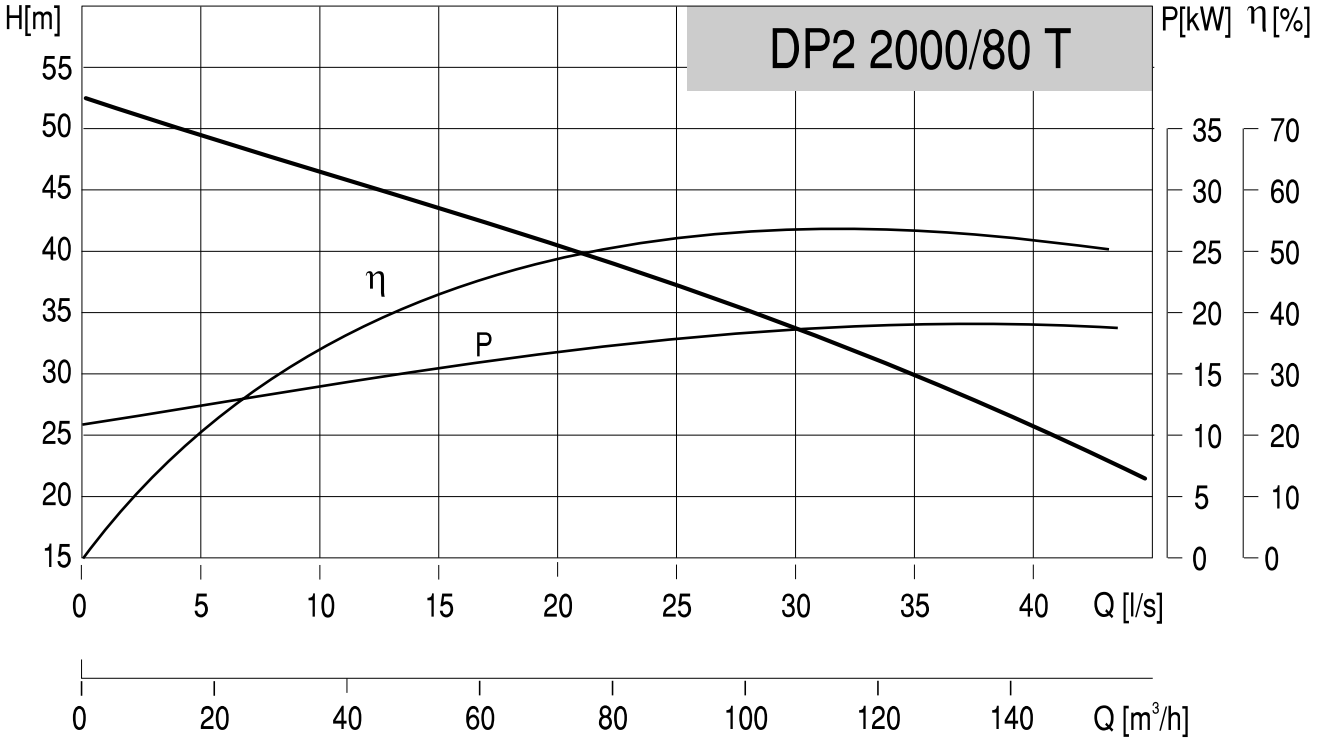

CHARAKTERYSTYKA POMP

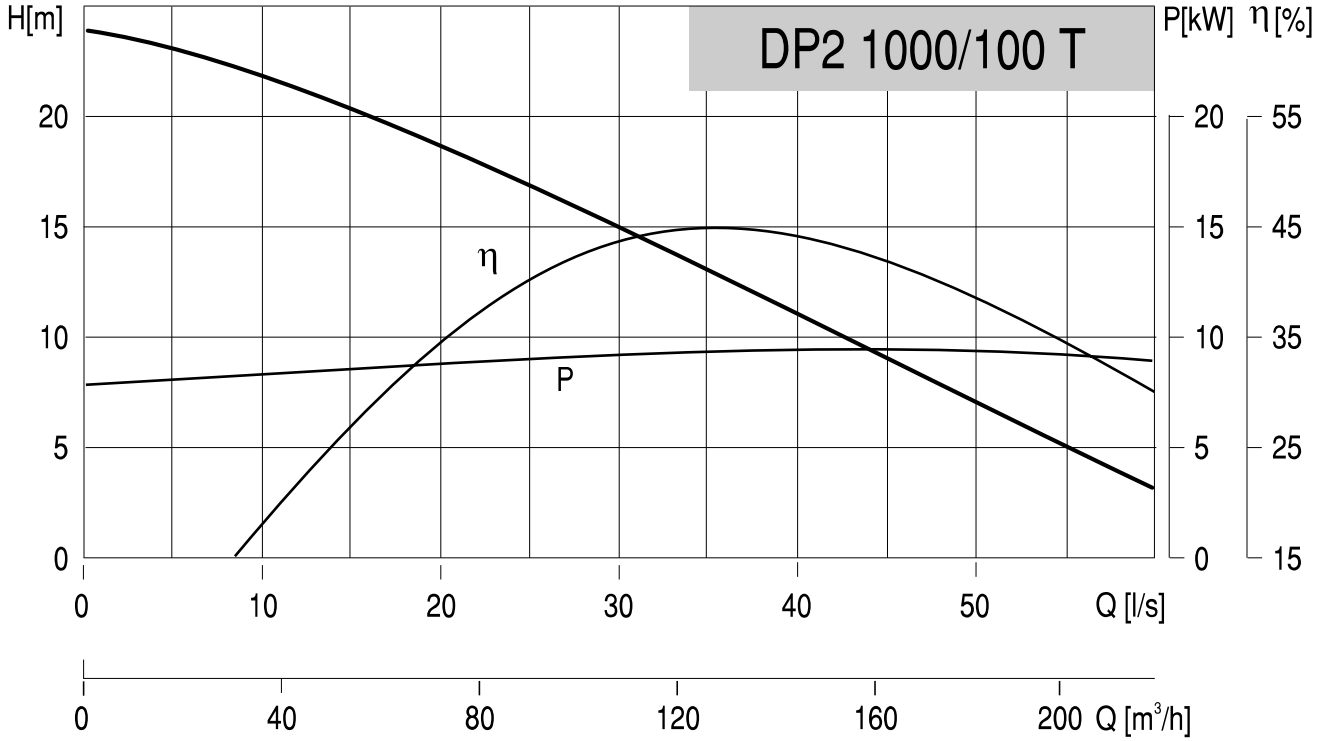


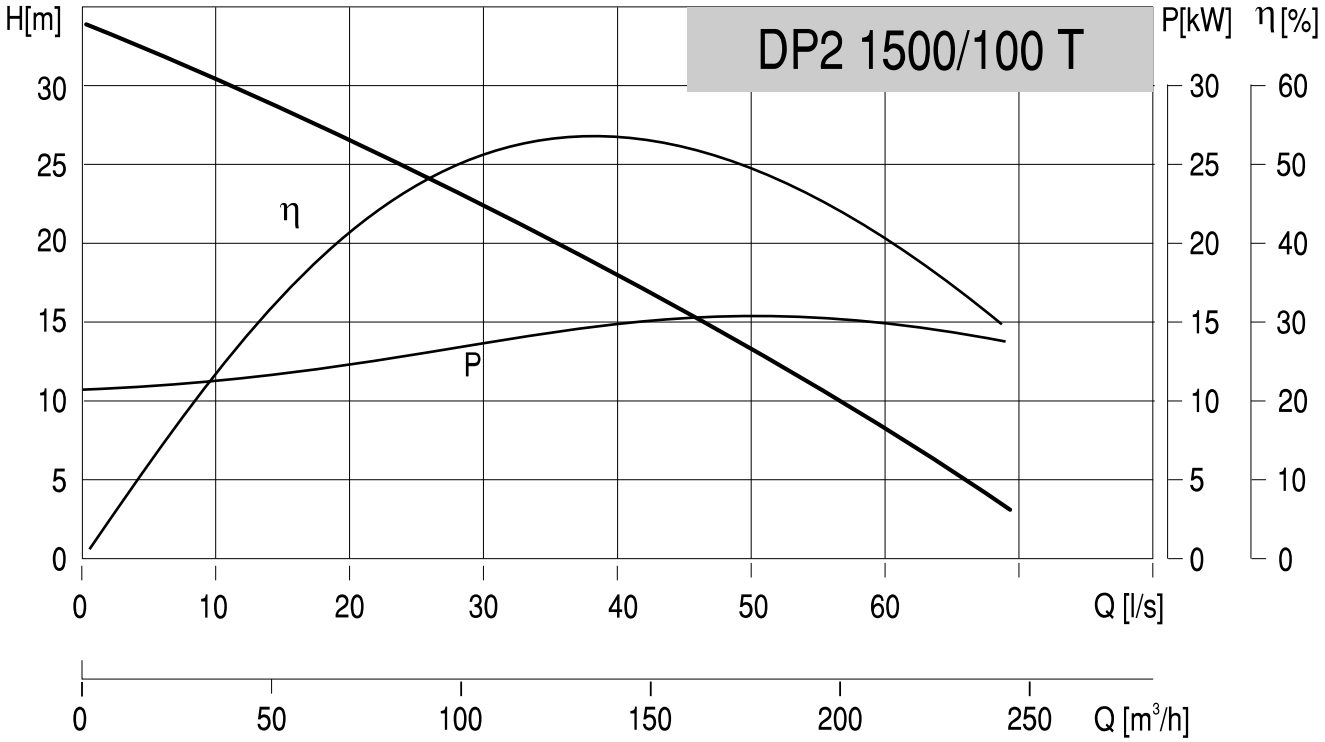

## WYMIARY MONTAŻOWE

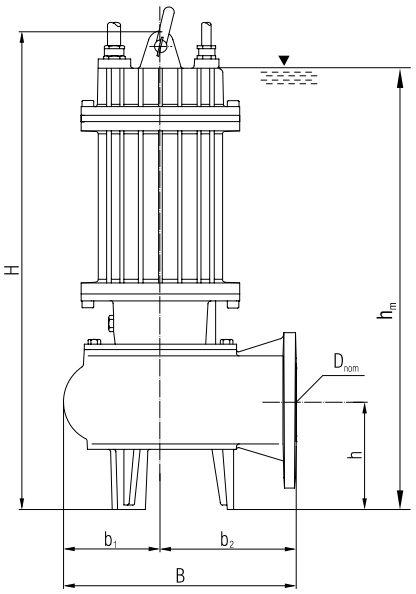


| Typ pompy | Wymiary [mm] | | | | | | $D_{nom}$ | Układ króćca | Max. wielkość zaniecz. [mm] | Masa [kg] |
|---|---|---|---|---|---|---|---|---|---|---|
| | H | h | $h_m$ | B | b1 | b2 | | | | |
| DP1 300/80T | 673 | 151 | 622 | 395 | 151 | 244 | ∅ 80 | poziom | 67 | 69 |
| DP1 400/80T | 673 | 151 | 622 | 395 | 151 | 244 | ∅ 80 | poziom | 67 | 74 |
| DP1 550/80T | 695 | 151 | 644 | 395 | 151 | 244 | ∅ 80 | poziom | 67 | 82 |
| DP1 750/80T | 808 | 156 | 694 | 446 | 174 | 272 | ∅ 80 | poziom | 70 | 125 |
| DP1 1000/80T | 808 | 156 | 728 | 446 | 170 | 272 | ∅ 80 | poziom | 70 | 133 |
| DP1 1500/80T | 886 | 165 | 851 | 455 | 200 | 255 | ∅ 80 | poziom | 70 | 181 |
| DP1 2000/80T | 886 | 165 | 851 | 455 | 200 | 255 | ∅ 80 | poziom | 70 | 196 |
| DP1 300/100T | 687 | 156 | 636 | 418 | 160 | 258 | ∅ 100 | poziom | 76 | 72 |
| DP1 400/100T | 687 | 156 | 636 | 418 | 160 | 258 | ∅ 100 | poziom | 76 | 76 |
| DP1 550/100T | 708 | 156 | 567 | 418 | 160 | 258 | ∅ 100 | poziom | 76 | 85 |
| DP1 750/100T | 820 | 160 | 850 | 425 | 165 | 260 | ∅ 100 | poziom | 76 | 123 |
| DP1 1000/100T | 820 | 160 | 850 | 425 | 165 | 260 | ∅ 100 | poziom | 76 | 131 |
| DP1 1500/100T | 905 | 160 | 860 | 425 | 165 | 260 | ∅ 100 | poziom | 77 | 171 |
| DP1 750/150T | 850 | 189 | 598 | 485 | 197 | 288 | ∅ 150 | poziom | 93 | 138 |
| DP1 1000/150T | 850 | 189 | 636 | 485 | 197 | 288 | ∅ 150 | poziom | 93 | 146 |
| DP1 1500/150T | 982 | 233 | 657 | 647 | 261 | 388 | ∅ 150 | poziom | 120 | 213 |
| DP1 2000/150T | 982 | 233 | 611 | 647 | 261 | 388 | ∅ 150 | poziom | 120 | 228 |
| DP2 300/80T | 559 | 125 | 546 | 273 | 113 | 160 | ∅ 80 | poziom | 56 | 52 |
| DP2 400/80T | 635 | 125 | 584 | 273 | 113 | 160 | ∅ 80 | poziom | 56 | 58 |
| DP2 550/80T | 656 | 125 | 605 | 273 | 113 | 160 | ∅ 80 | poziom | 56 | 67 |
| DP2 750/80T | 785 | 151 | 656 | 395 | 151 | 244 | ∅ 80 | poziom | 63 | 100 |
| DP2 1000/80T | 785 | 151 | 656 | 395 | 151 | 244 | ∅ 80 | poziom | 65 | 105 |
| DP2 1500/80T | 816 | 151 | 702 | 395 | 151 | 244 | ∅ 80 | poziom | 60 | 128 |
| DP2 2000/80T | 870 | 151 | 795 | 395 | 151 | 244 | ∅ 80 | poziom | 54 | 158 |
| DP2 1000/100T | 790 | 156 | 670 | 418 | 160 | 258 | ∅ 100 | poziom | 80 | 108 |
| DP2 1500/100T | 830 | 156 | 716 | 418 | 160 | 258 | ∅ 100 | poziom | 80 | 130 |

## PARAMETRY ELEKTRYCZNE

| Typ pompy | Zasilanie [V] | Moc [kW] | Obroty [$min^{-1}$] | Prąd znam. In [A] | Ilość oleju [ l ] | | Klasa izolacji |
|---|---|---|---|---|---|---|---|
| | | | | | Komora olejowa | Silnik | |
| DP1 300/80T | 3~ 400-415 | 2,4 | 1450 | 6,1 | 0,12 | 0,7 | H |
| DP1 400/80T | 3~ 400-415 | 3,0 | 1450 | 7,9 | 0,12 | 1,7 | H |
| DP1 550/80T | 3~ 400-415 | 4,6 | 1450 | 10,1 | 0,12 | 1,7 | H |
| DP1 750/80T | 3~ 400-415 | 6,5 | 1450 | 14,9 | 0,12 | 2 | H |
| DP1 1000/80T | 3~ 400-415 | 8,9 | 1450 | 20,0 | 0,12 | 2 | H |
| DP1 1500/80T | 3~ 400-415 | 13,6 | 1450 | 28,2 | 0,18 | 5 | H |
| DP1 2000/80T | 3~ 400-415 | 16,4 | 1450 | 36,0 | 0,18 | 5 | H |
| DP1 300/100T | 3~ 400-415 | 2,4 | 1450 | 6,1 | 0,12 | 1,7 | H |
| DP1 400/100T | 3~ 400-415 | 3,0 | 1450 | 7,9 | 0,12 | 1,7 | H |
| DP1 550/100T | 3~ 400-415 | 4,6 | 1450 | 10,1 | 0,12 | 1,7 | H |
| DP1 750/100T | 3~ 400-415 | 6,5 | 1450 | 14,9 | 0,12 | 2 | H |
| DP1 1000/100T | 3~ 400-415 | 8,9 | 1450 | 20,0 | 0,12 | 2 | H |
| DP1 1500/100T | 3~ 400-415 | 13,6 | 1450 | 28,2 | 0,18 | 5 | H |
| DP1 750/150T | 3~ 400-415 | 6,5 | 1450 | 14,9 | 0,12 | 2 | H |
| DP1 1000/150T | 3~ 400-415 | 8,9 | 1450 | 20,0 | 0,18 | 2 | H |
| DP1 1500/150T | 3~ 400-415 | 13,6 | 1450 | 28,2 | 0,18 | 5 | H |
| DP1 2000/150T | 3~ 400-415 | 16,4 | 1450 | 36,0 | 0,18 | 5 | H |
| DP2 300/80T | 3~ 400-415 | 2,70 | 2900 | 6,0 | 0,12 | 0,7 | H |
| DP2 400/80T | 3~ 400-415 | 3,60 | 2900 | 8,0 | 0,12 | 1,7 | H |
| DP2 550/80T | 3~ 400-415 | 4,90 | 2900 | 10,1 | 0,12 | 1,7 | H |
| DP2 750/80T | 3~ 400-415 | 7,20 | 2900 | 14,5 | 0,12 | 2 | H |
| DP2 1000/80T | 3~ 400-415 | 10,0 | 2900 | 19,8 | 0,12 | 2 | H |
| DP2 1500/80T | 3~ 400-415 | 15,00 | 2900 | 28,2 | 0,12 | 2 | H |
| DP2 2000/80T | 3~ 400-415 | 19,30 | 2900 | 36,0 | 0,18 | 5 | H |
| DP2 1000/100T | 3~ 400-415 | 10,0 | 2900 | 19,8 | 0,12 | 2 | H |
| DP2 1500/100T | 3~ 400-415 | 15,0 | 2900 | 28,2 | 0,12 | 2 | H |

## WYMIARY MONTAŻOWE ZABUDOWY

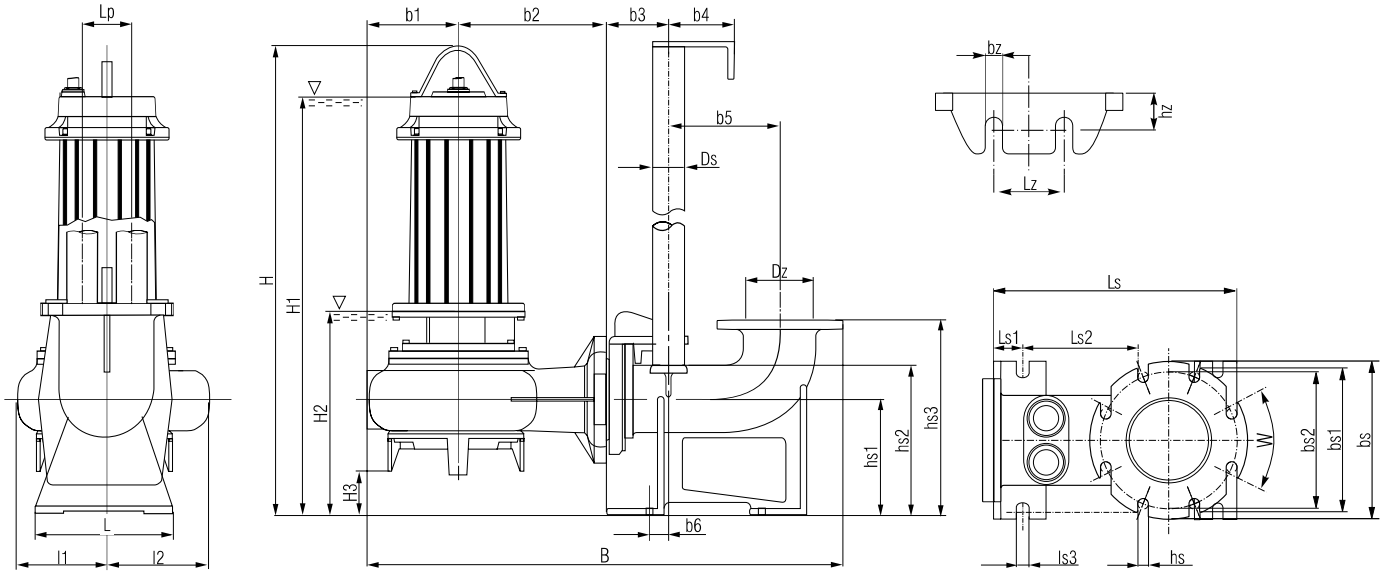


| Typ pompy | H | H1 | H2 | H3 | B | b1 | b2 | b3 | b4 | b5 | b6 | hs1 | hs2 | hs3 | Dz | Ds | L | l1 | l2 | lp | bz | hz | lz | ls | ls1 | ls2 | ls3 | hs | bs | bs1 | bs2 | W |
|---|---|---|---|---|---|---|---|---|---|---|---|---|---|---|---|---|---|---|---|---|---|---|---|---|---|---|---|---|---|---|---|---|
| DP1 300/80T | 712 | 661 | 332 | 39 | 736 | 151 | 244 | 99 | 124 | 142 | 36.5 | 190 | 241 | 316 | 80 | 1 1/2 | 232 | 131 | 161 | 61 | 12 | 51 | 34 | 312 | 34 | 250 | 16 | 18 | 200 | 200 | 160 | 90 |
| DP1 400/80T | 712 | 661 | 332 | 39 | 736 | 151 | 244 | 99 | 124 | 142 | 36.5 | 190 | 241 | 316 | 80 | 1 1/2 | 232 | 131 | 161 | 61 | 12 | 51 | 34 | 312 | 34 | 250 | 16 | 18 | 200 | 200 | 160 | 90 |
| DP1 550/80T | 734 | 683 | 332 | 39 | 736 | 151 | 244 | 99 | 124 | 142 | 36.5 | 190 | 241 | 316 | 80 | 1 1/2 | 232 | 131 | 161 | 61 | 12 | 51 | 34 | 312 | 34 | 250 | 16 | 18 | 200 | 200 | 160 | 90 |
| DP1 750/80T | 842 | 728 | 369 | 34 | 787 | 174 | 272 | 99 | 124 | 142 | 36.5 | 190 | 241 | 316 | 80 | 1 1/2 | 232 | 155 | 183 | 61 | 12 | 51 | 34 | 312 | 34 | 250 | 16 | 18 | 200 | 200 | 160 | 90 |
| DP1 1000/80T | 842 | 728 | 369 | 34 | 787 | 174 | 272 | 99 | 124 | 142 | 36.5 | 190 | 241 | 316 | 80 | 1 1/2 | 232 | 155 | 183 | 61 | 12 | 51 | 34 | 312 | 34 | 250 | 16 | 18 | 200 | 200 | 160 | 90 |
| DP1 1500/80T | 926 | 851 | 348 | 40 | 796 | 200 | 255 | 99 | 124 | 142 | 36.5 | 190 | 241 | 316 | 80 | 1 1/2 | 232 | 216 | 216 | 61 | 12 | 51 | 34 | 312 | 34 | 250 | 16 | 18 | 200 | 200 | 160 | 90 |
| DP1 2000/80T | 926 | 851 | 348 | 40 | 796 | 200 | 255 | 99 | 124 | 142 | 36.5 | 190 | 241 | 316 | 80 | 1 1/2 | 232 | 216 | 216 | 61 | 12 | 51 | 34 | 312 | 34 | 250 | 16 | 18 | 200 | 200 | 160 | 90 |
| DP1 300/100T | 721 | 670 | 341 | 34 | 781 | 160 | 258 | 100 | 124 | 153 | 25.5 | 190 | 251 | 314 | 100 | 1 1/2 | 232 | 138 | 174 | 61 | 12 | 51 | 34 | 315 | 40 | 250 | 16 | 22 | 200 | 220 | 180 | 45 |
| DP1 400/100T | 721 | 670 | 341 | 34 | 781 | 160 | 258 | 100 | 124 | 153 | 25.5 | 190 | 251 | 314 | 100 | 1 1/2 | 232 | 138 | 174 | 61 | 12 | 51 | 34 | 315 | 40 | 250 | 16 | 22 | 200 | 220 | 180 | 45 |
| DP1 550/100T | 736 | 685 | 335 | 28 | 781 | 160 | 258 | 100 | 124 | 153 | 25.5 | 190 | 251 | 314 | 100 | 1 1/2 | 232 | 138 | 174 | 61 | 12 | 51 | 34 | 315 | 40 | 250 | 16 | 22 | 200 | 220 | 180 | 45 |
| DP1 750/100T | 736 | 850 | 375 | 30 | 788 | 165 | 260 | 100 | 124 | 153 | 25.5 | 190 | 251 | 314 | 100 | 1 1/2 | 232 | 151 | 186 | 61 | 12 | 51 | 34 | 315 | 40 | 250 | 16 | 22 | 200 | 220 | 180 | 45 |
| DP1 1000/100T | 736 | 850 | 375 | 30 | 788 | 165 | 260 | 100 | 124 | 153 | 25.5 | 190 | 251 | 314 | 100 | 1 1/2 | 232 | 151 | 186 | 61 | 12 | 51 | 34 | 315 | 40 | 250 | 16 | 22 | 200 | 220 | 180 | 45 |
| DP1 1500/100T | 935 | 860 | 360 | 30 | 788 | 165 | 260 | 100 | 124 | 153 | 25.5 | 190 | 251 | 314 | 100 | 1 1/2 | 232 | 151 | 186 | 61 | 12 | 51 | 34 | 315 | 40 | 250 | 16 | 22 | 200 | 220 | 180 | 45 |
| DP1 750/150T | 955 | 1069 | 593 | 219 | 1116 | 197 | 288 | 152.5 | 148 | 309 | 58 | 408 | 498 | 603 | 200 | 2 | 360 | 225 | 225 | 100 | 14 | 50 | 100 | 476 | 91 | 280 | 25 | 22 | 250 | 340 | 295 | 90 |
| DP1 1000/150T | 955 | 1069 | 593 | 219 | 1116 | 197 | 288 | 152.5 | 148 | 309 | 58 | 408 | 498 | 603 | 200 | 2 | 360 | 225 | 225 | 100 | 14 | 50 | 100 | 476 | 91 | 280 | 25 | 22 | 250 | 340 | 295 | 90 |
| DP1 1500/150T | 1082 | 1157 | 582 | 175 | 1280 | 261 | 388 | 152.5 | 148 | 309 | 58 | 408 | 498 | 603 | 200 | 2 | 360 | 233 | 291 | 100 | 14 | 50 | 100 | 476 | 91 | 280 | 25 | 22 | 250 | 340 | 295 | 90 |
| DP1 2000/150T | 1082 | 1157 | 582 | 175 | 1280 | 261 | 388 | 152.5 | 148 | 309 | 58 | 408 | 498 | 603 | 200 | 2 | 360 | 233 | 291 | 100 | 14 | 50 | 100 | 476 | 91 | 280 | 25 | 22 | 250 | 340 | 295 | 90 |
| DP2 300/80T | 624 | 611 | 317 | 65 | 614 | 113 | 160 | 99 | 124 | 142 | 36.5 | 190 | 241 | 316 | 80 | 1 1/2 | 232 | 113 | 113 | 61 | 12 | 51 | 34 | 312 | 34 | 250 | 16 | 18 | 200 | 200 | 160 | 90 |
| DP2 400/80T | 700 | 649 | 320 | 65 | 614 | 113 | 160 | 99 | 124 | 142 | 36.5 | 190 | 241 | 316 | 80 | 1 1/2 | 232 | 113 | 113 | 61 | 12 | 51 | 34 | 312 | 34 | 250 | 16 | 18 | 200 | 200 | 160 | 90 |
| DP2 550/80T | 721 | 670 | 320 | 65 | 614 | 113 | 160 | 99 | 124 | 142 | 36.5 | 190 | 241 | 316 | 80 | 1 1/2 | 232 | 113 | 113 | 61 | 12 | 51 | 34 | 312 | 34 | 250 | 16 | 18 | 200 | 200 | 160 | 90 |
| DP2 750/80T | 824 | 695 | 335 | 39 | 736 | 151 | 244 | 99 | 124 | 142 | 36.5 | 190 | 241 | 316 | 80 | 1 1/2 | 232 | 131 | 161 | 61 | 12 | 51 | 34 | 312 | 34 | 250 | 16 | 18 | 200 | 200 | 160 | 90 |
| DP2 1000/80T | 824 | 695 | 335 | 39 | 736 | 151 | 244 | 99 | 124 | 142 | 36.5 | 190 | 241 | 316 | 80 | 1 1/2 | 232 | 131 | 161 | 61 | 12 | 51 | 34 | 312 | 34 | 250 | 16 | 18 | 200 | 200 | 160 | 90 |
| DP2 1500/80T | 855 | 741 | 350 | 39 | 736 | 151 | 244 | 99 | 124 | 142 | 36.5 | 190 | 241 | 316 | 80 | 1 1/2 | 232 | 131 | 161 | 61 | 12 | 51 | 34 | 312 | 34 | 250 | 16 | 18 | 200 | 200 | 160 | 90 |
| DP2 2000/80T | 909 | 834 | 335 | 39 | 736 | 151 | 244 | 99 | 124 | 142 | 36.5 | 190 | 241 | 316 | 80 | 1 1/2 | 232 | 131 | 161 | 61 | 12 | 51 | 34 | 312 | 34 | 250 | 16 | 18 | 200 | 200 | 160 | 90 |
| DP2 1000/100T | 824 | 704 | 344 | 34 | 781 | 160 | 258 | 100 | 124 | 153 | 25.5 | 190 | 251 | 314 | 100 | 1 1/2 | 232 | 138 | 174 | 61 | 12 | 51 | 34 | 315 | 40 | 250 | 16 | 22 | 200 | 220 | 180 | 45 |
| DP2 1500/100T | 864 | 750 | 359 | 34 | 781 | 160 | 258 | 100 | 124 | 153 | 25.5 | 190 | 251 | 314 | 100 | 1 1/2 | 232 | 138 | 174 | 61 | 12 | 51 | 34 | 315 | 40 | 250 | 16 | 22 | 200 | 220 | 180 | 45 |

Wymiary zabudowy pompy z wykorzystaniem stopy sprzęgającej, która jest dodtakowym wyposażeniem (na zamówienie).
Więcej informacji o stopie sprzęgającej na stronie 94.

## ZAKRES DOSTAWY

Pompa kompletna z instrukcją obsługi i kartą gwarancyjną.

## POZYCJE MONTAŻOWE

Pionowo, zaczepem do góry.