



Thermal Oil / Hot Water Pumps

in close-coupled and inline design

Automation products available:

- Hyamaster
- hyatronic

Fields of Application

Etabloc SYT, Etaline SYT pumps are used in heat transfer systems (DIN 4754) or in hot water circulation systems.

Operating Data

	50 Hz		60 Hz	
	Thermal oil	Hot water	Thermal oil	Hot water
Q	up to 280 m ³ /h, 78l/s		up to 325 m ³ /h, 90l/s	
H	up to 67 m		up to 97 m	
t	-30 to +350 °C	up to +180 °C	-30 to +350 °C	up to +180 °C
p ₂ ¹⁾	up to 16 bar		up to 16 bar	

1) see pressure/temperature limits, page 5

Design

Volute casing pump, single-stage, with standardized motor. Pump and motor shaft rigidly connected.

Etabloc SYT: close-coupled pump

Etaline SYT: close-coupled pump in in-line design

Bearings

Product-lubricated plain bearings

Shaft Seal

Mechanical seal to EN 12 756.

Materials

Volute casing	Nodular cast iron JS1025 ²⁾
Discharge cover	Nodular cast iron JS1030 ³⁾
Shaft	Chrome steel 1.4021.05 HRC 55
Impeller	Grey cast iron JL1040 ⁴⁾
Casing wear rings	Grey cast iron GG
Drive lantern	Grey cast iron JL1040 ⁴⁾
Bearing housing	Nodular cast iron JS1030 ³⁾

2) to EN 1563: GJS-400-18-LT

3) to EN 1563: GJS-400-15

4) to EN 1561: GJL-250

Drive

Surface-cooled KSB IEC three-phase squirrel cage motor

Winding: 50 Hz up to 2.2 kW 220-240 V/380-420 V
for 3 kW 380-420 V/660-725 V
60 Hz up to 2.6 kW 440-480 V
for 3.6 kW 440-480 V

Design: IM V1

Enclosure: IP 55

Thermal class: F with temperature sensors:
3 PTC thermistors

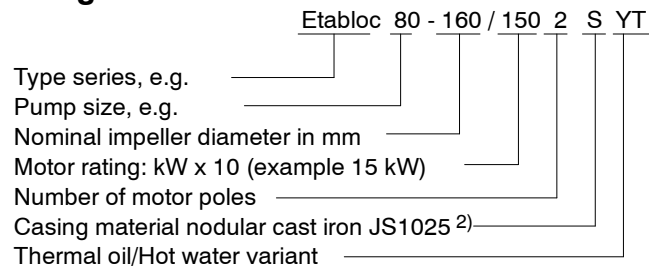
Operating mode: continuous operation S1
or

surface-cooled three-phase squirrel cage motor as described above, but West European brand to KSB's choice.

Contact Guard

Guard in drive lantern to EN ISO 13857.

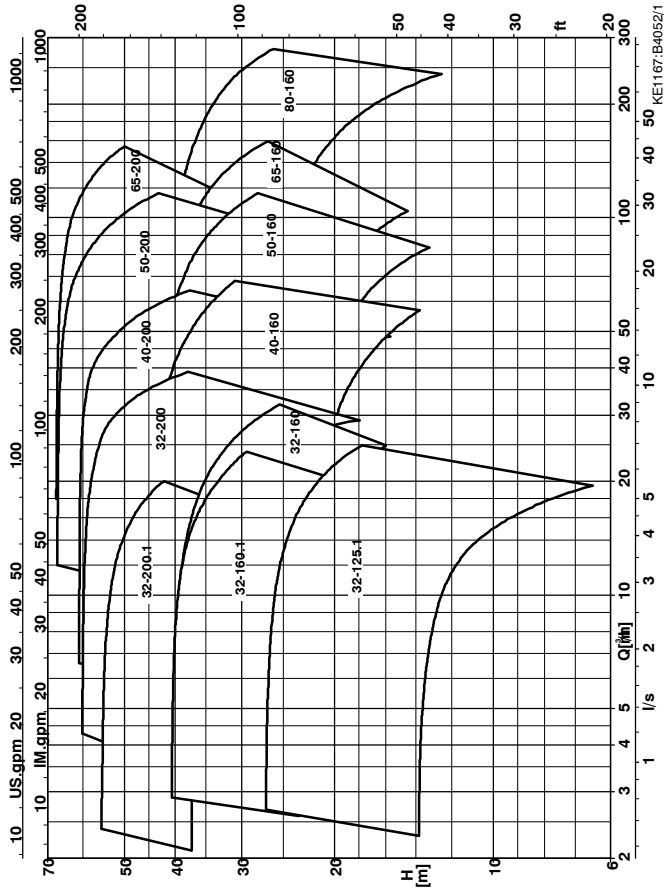
Designation



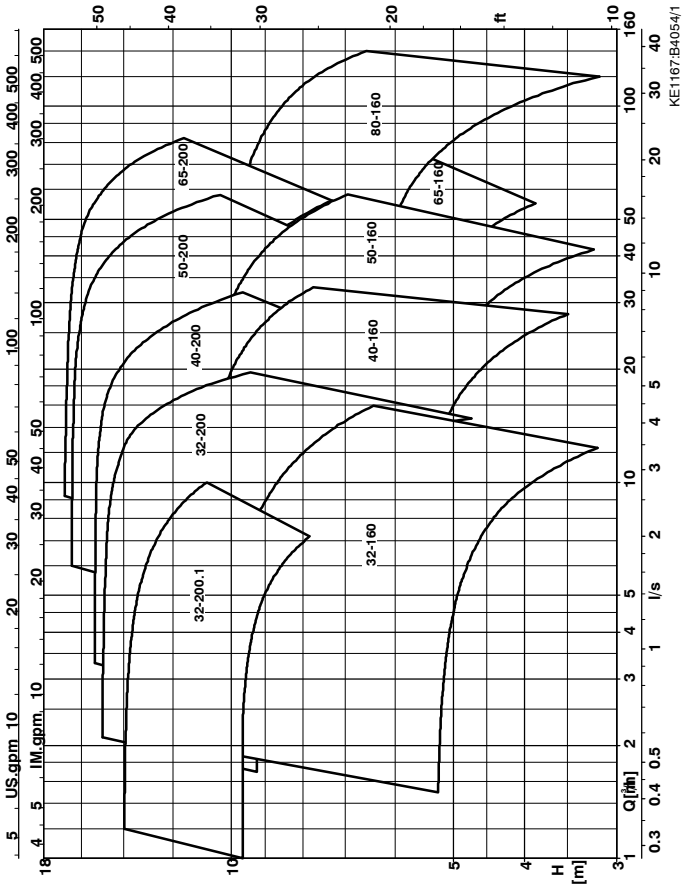
Certification

Certified quality management ISO 9001.

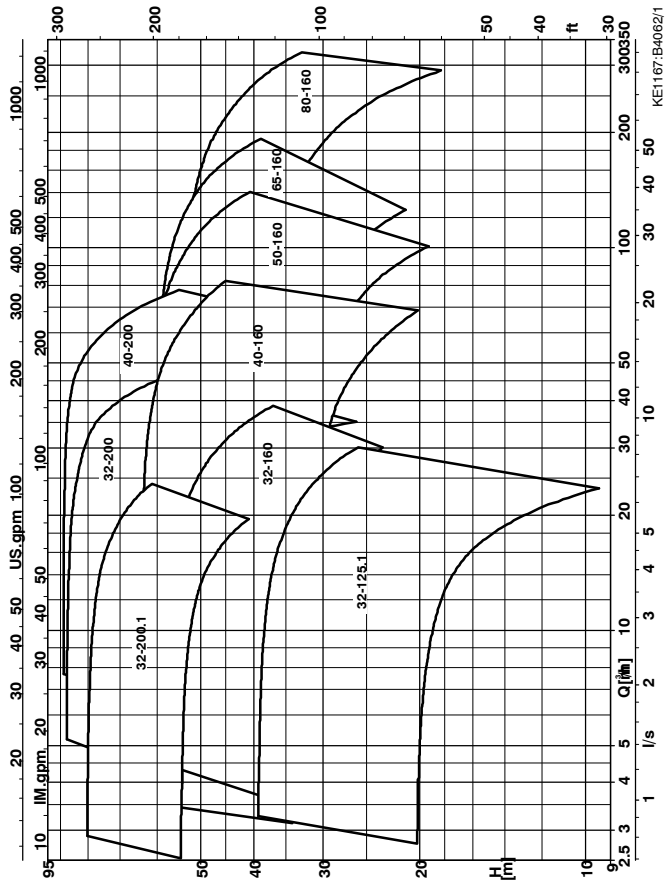
Etabloc SYT
 $n \approx 2900$ 1/min



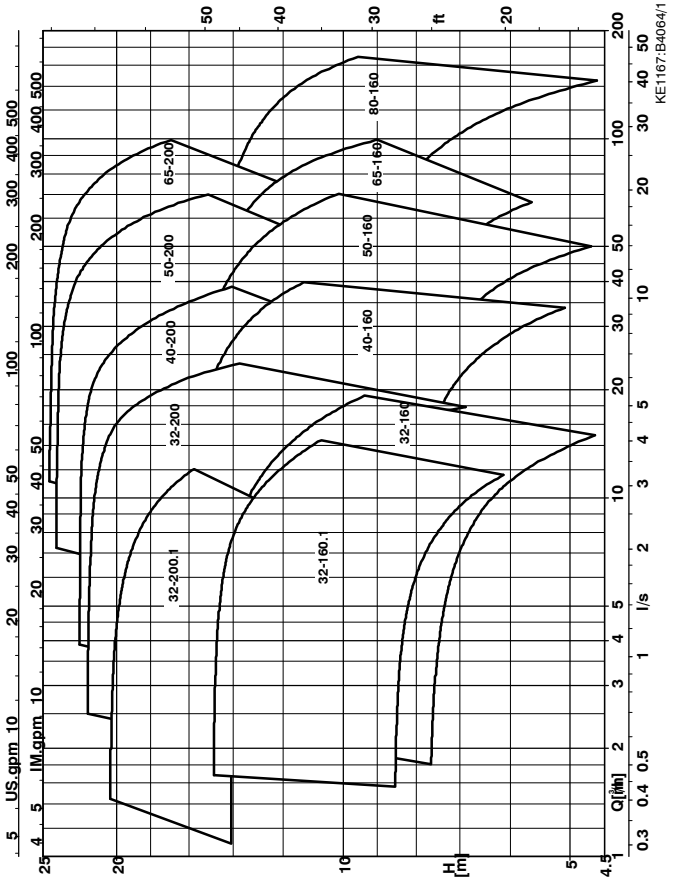
$n \approx 1450$ 1/min



$n \approx 3500$ 1/min

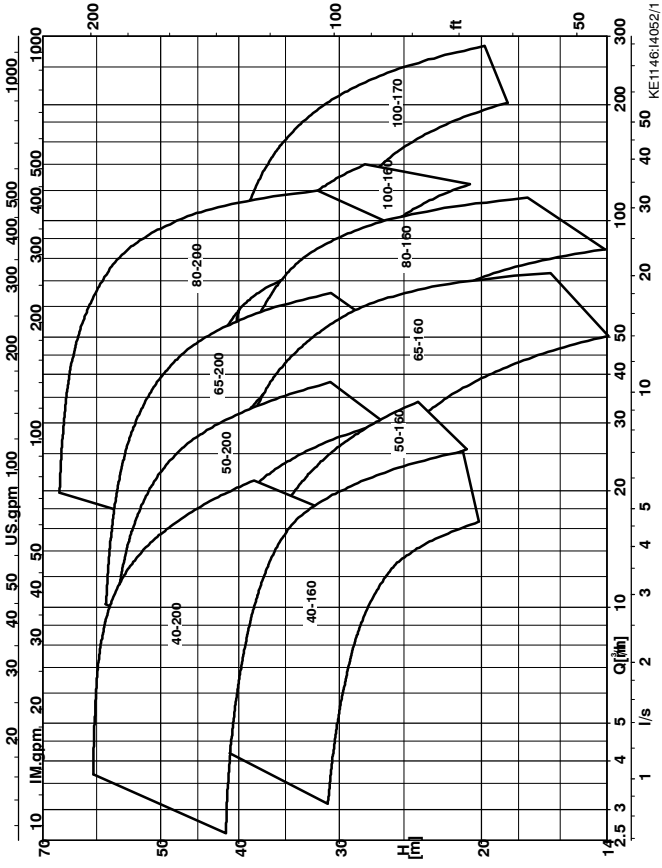


$n \approx 1750$ 1/min

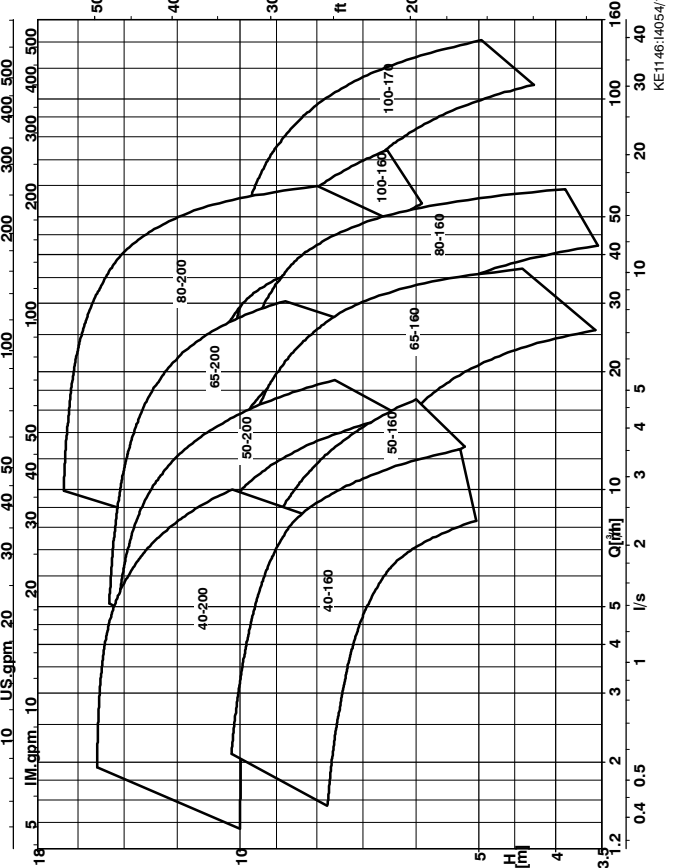


Etaline SYT

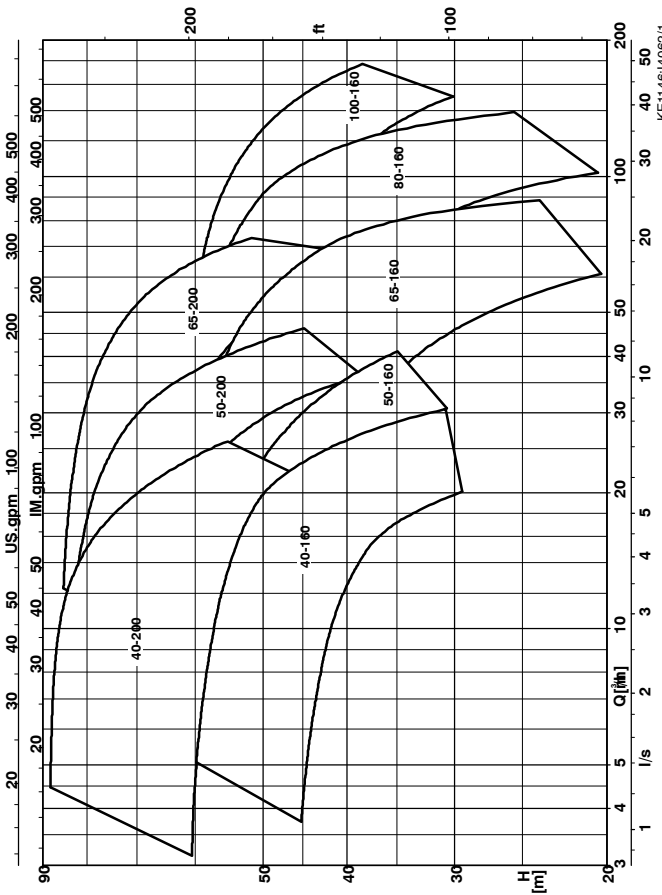
$n \approx 2900$ 1/min



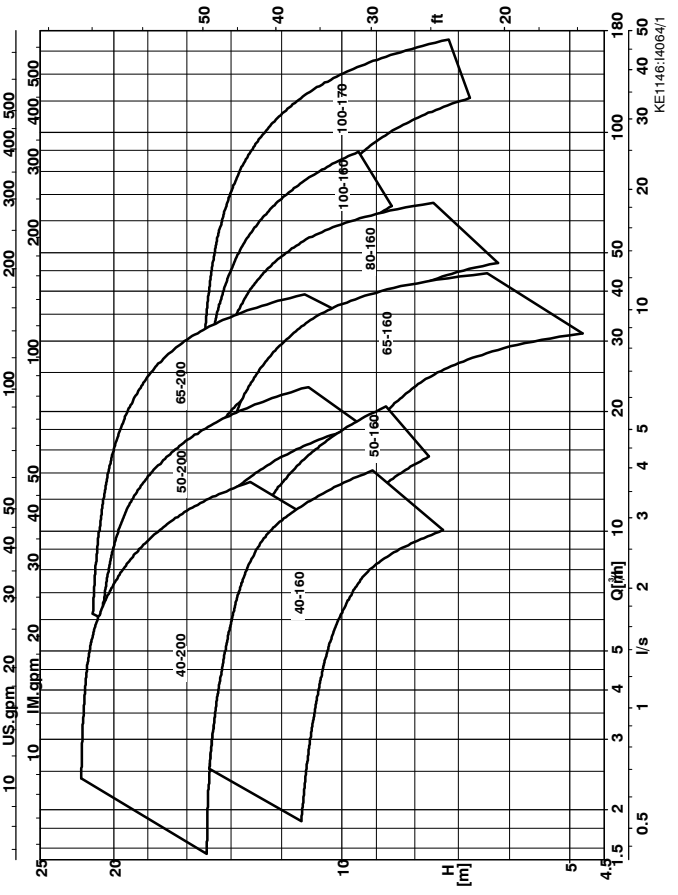
$n \approx 1450$ 1/min



$n \approx 3500$ 1/min



$n \approx 1750$ 1/min



Etaline SYT

Ease to service

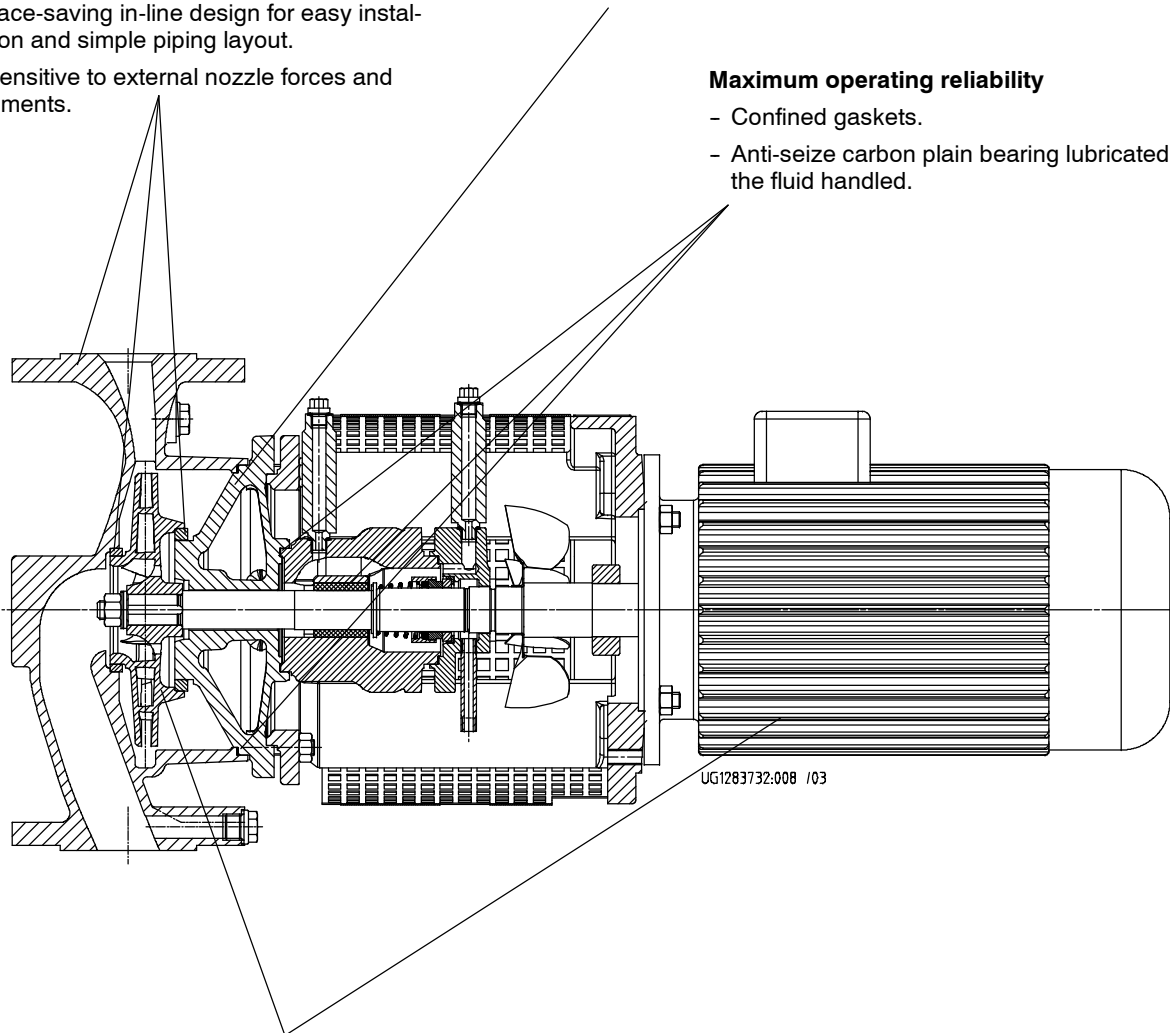
- Replaceable wear rings and straightforward dismantling of bearing bracket.
- Space-saving in-line design for easy installation and simple piping layout.
- Insensitive to external nozzle forces and moments.

Robust design

- Sturdy discharge cover designed for high rigidity.
- Optimised heat barrier, little wear.

Maximum operating reliability

- Confined gaskets.
- Anti-seize carbon plain bearing lubricated by the fluid handled.



High energy efficiency

- Optimised hydraulic system yields high efficiency.
- Impeller trimmed to match the specified duty point.
- Suitable for variable-speed operation and equipped with IE2 motor as standard.

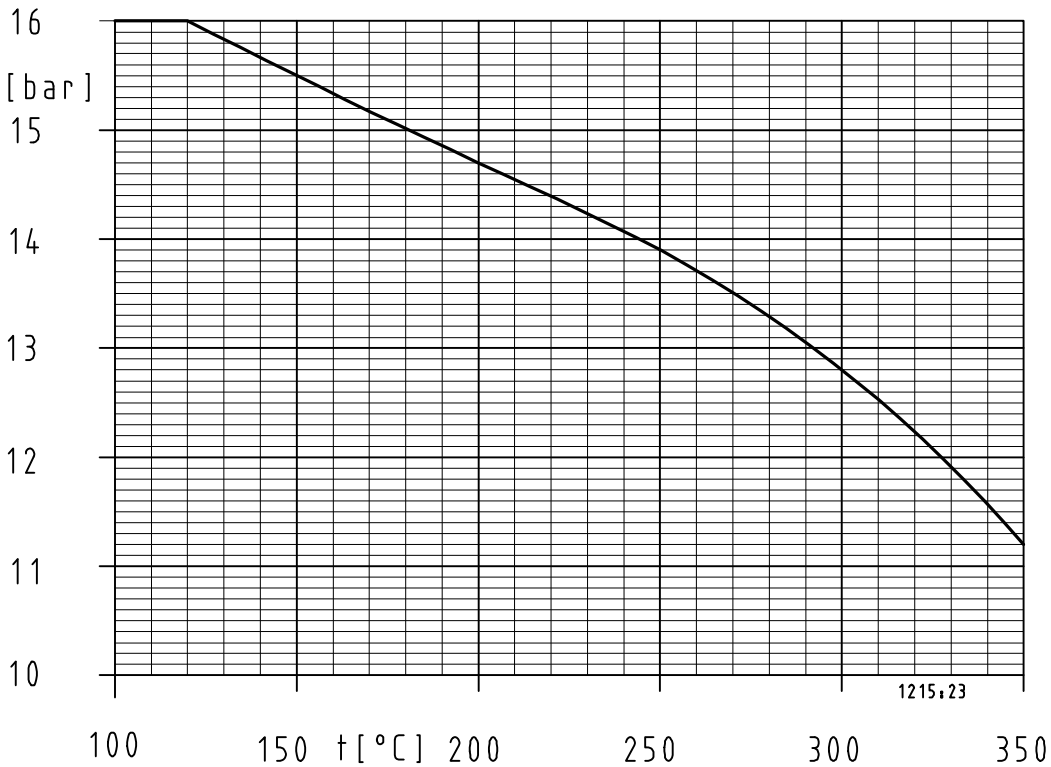
Medium handled	Application limits ¹⁾	Materials Casing/Impeller	Shaft seal Mechanical seal	Reference code	Notes
		Nodular cast iron/ Grey cast iron	AQ ₁ VGG		
		S	8		
Hot water ²⁾	t ≤ +180 °C p ≤ 16 bar	x	x	SYT 8	
Thermal oil ³⁾ on mineral oil basis	t ≤ -30 to +350 °C p ≤ 16 bar	x	x	SYT 8	
Thermal oil ³⁾ on synthetic basis	t ≤ -30 to +350 °C p ≤ 16 bar	x	x	SYT 8	

- 1) Inlet pressure must not fall below atmospheric pressure
- 2) Low-salt or fully desalinated water to VdTÜV-specification/AGFW-specification TCN 1466 (VdTÜV) 5/15 (AGFW) edition 02.89
- 3) The pumps are not suitable for handling thermals oils with a vapour pressure > 1 bar at operating temperature.

Pressure and Temperature Limits

Etabloc SYT Etaline SYT	Product temperature	Inlet pressure p ₁ ≥ 1 bar	Discharge pressure p ₂ ⁴⁾
Thermal oil	-30 to +350 °C	up to 16 bar	up to 16 bar
Hot water	up to +180 °C	up to 16 bar	up to 16 bar

4) The sum of inlet pressure and head at zero flow point must not exceed 16 bar or the values given in the diagram



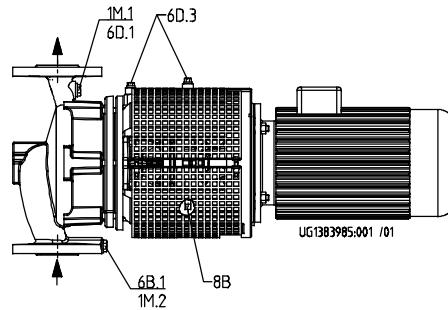
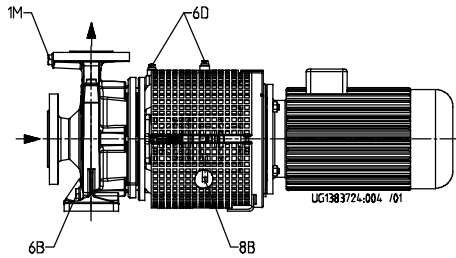
Pressure/temperature diagram for flanges to EN 1092-2

Etaline SYT	50 Hz; 60 Hz			
	Ⓜ	50 Hz kW	60 Hz kW	400 V ≈ A
2polig				
40-160/152	90 S	1,50	---	3,35
40-160/222	90 L	2,20	---	4,60
40-160/302	100 L	3,00	---	6,30
40-160/402	112 M	4,00	4,6	8,30
40-160/552	132 S	---	6,3	11,00
40-160/752	132 S	---	8,6	14,60
40-200/302	100 L	3,00	---	6,30
40-200/402	112 M	4,00	---	8,30
40-200/552	132 S	5,50	6,3	11,00
40-200/752	132 S	7,50	8,6	14,60
40-200/1102	160 M	---	12,6	20,70
50-160/302	100 L	3,00	---	6,30
50-160/402	112 M	4,00	---	8,30
50-160/552	132 S	5,50	6,3	11,00
50-160/752	132 S	---	8,6	14,60
50-160/1102	160 M	---	12,6	20,70
50-200/402	112 M	4,00	---	8,30
50-200/552	132 S	5,50	---	11,00
50-200/752	132 S	7,50	8,6	14,60
50-200/1102	160 M	11,00	12,6	20,70
50-200/1502	160 M	---	17,3	28,00
65-160/402	112 M	4,00	---	8,30
65-160/552	132 S	5,50	---	11,00
65-160/752	132 S	7,50	8,6	14,60
65-160/1102	160 M	11,00	12,6	20,70
65-160/1502	160 M	---	17,3	28,00
65-200/552	132 S	5,50	---	11,00
65-200/752	132 S	7,50	---	14,60
65-200/1102	160 M	11,00	12,6	20,70
65-200/1502	160 M	15,00	17,3	28,00
65-200/1852	160 L	---	21,3	33,00
65-200/2202	180 M	---	24,5	40,00
80-160/552	132 S	5,50	---	11,00
80-160/752	132 S	7,50	---	14,60
80-160/1102	160 M	11,00	12,6	20,70
80-160/1502	160 M	15,00	17,3	28,00
80-160/1852	160 L	---	21,3	33,00
80-160/2202	180 M	---	24,5	40,00
80-200/1102	160 M	11,00	---	20,70
80-200/1502	160 M	15,00	---	28,00
80-200/1852	160 L	18,50	---	33,00
80-200/2202	180 M	22,00	---	40,00
100-160/752	132 S	7,50	---	14,60
100-160/1102	160 M	11,00	---	20,70
100-160/1502	160 M	15,00	17,3	28,00
100-160/1852	160 L	---	21,3	33,00
100-160/2202	180 M	---	24,5	40,00
100-170/1502	160 M	15,00	---	28,00
100-170/1852	160 L	18,50	---	33,00
100-170/2202	180 M	22,00	---	40,00

Etaline SYT	50 Hz; 60 Hz			
	Ⓜ	50 Hz kW	60 Hz kW	400 V ≈ A
4polig				
40-160/054	80 M	0,55	0,63	1,60
40-160/074	80 M	---	0,88	2,00
40-160/114	90 S	---	1,30	2,80
40-200/054	80 M	0,55	0,63	1,60
40-200/074	80 M	---	0,88	2,00
40-200/114	90 S	---	1,30	2,80
40-200/154	90 L	---	1,75	3,60
50-160/054	80 M	0,55	0,63	1,60
50-160/074	80 M	0,75	0,88	2,00
50-160/114	90 S	---	1,30	2,80
50-200/054	80 M	0,55	---	1,60
50-200/074	80 M	0,75	---	2,00
50-200/114	90 S	1,10	1,30	2,80
50-200/154	90 L	---	1,75	3,60
50-200/224	100 L	---	2,55	5,10
65-160/054	80 M	0,55	---	1,60
65-160/074	80 M	0,75	---	2,00
65-160/114	90 S	1,10	1,30	2,80
65-160/154	90 L	---	1,75	3,60
65-160/224	100 L	---	2,55	5,10
65-200/074	80 M	0,75	---	2,00
65-200/114	90 S	1,10	---	2,80
65-200/154	90 L	1,50	1,75	3,60
65-200/224	100 L	---	2,55	5,10
65-200/304	100 L	---	3,45	6,70
80-160/054	80 M	0,55	---	1,60
80-160/074	80 M	0,75	---	2,00
80-160/114	90 S	1,10	---	2,80
80-160/154	90 L	1,50	1,75	3,60
80-160/224	100 L	---	2,55	5,10
80-160/304	100 L	---	3,45	6,70
80-200/154	90 L	1,50	---	3,60
80-200/224	100 L	2,20	2,55	5,10
80-200/304	100 L	3,00	3,45	6,70
80-200/404	112 M	---	4,60	8,80
80-200/554	132 S	---	6,30	11,50
100-160/114	90 S	1,10	---	2,80
100-160/154	90 L	1,50	---	3,60
100-160/224	100 L	2,20	2,55	5,10
100-160/304	100 L	---	3,45	6,70
100-160/404	112 M	---	4,60	8,80
100-170/224	100 L	2,20	---	5,10
100-170/304	100 L	3,00	3,45	6,70
100-170/404	112 M	---	4,60	8,80
100-170/554	132 S	---	6,30	11,50

Etabloc SYT	50 Hz; 60 Hz			
	Ⓜ	50 Hz kW	60 Hz kW	400 V ≈ A
2polig				
32-125.1/072	80 M	0,75	---	1,80
32-125.1/112	80 M	1,10	1,30	2,60
32-125.1/152	90 S	1,50	1,75	3,35
32-125.1/222	90 L	2,20	2,55	4,60
32-125.1/302	100 L	---	3,45	6,30
32-125.1/402	112 M	---	4,60	8,30
32-160.1/152	90 S	1,50	---	3,35
32-160.1/222	90 L	2,20	---	4,60
32-160.1/302	100 L	3,00	3,45	6,30
32-160.1/402	112 M	4,00	4,60	8,30
32-160.1/552	132 S	---	6,30	11,00
32-160.1/752	132 S	---	8,60	14,60
32-200.1/302	100 L	3,00	---	6,30
32-200.1/402	112 M	4,00	4,60	8,30
32-200.1/552	132 S	5,50	6,30	11,00
32-200.1/752	132 S	---	8,60	14,60
32-200.1/1102	160 M	---	12,60	20,70
32-160/152	90 S	1,50	---	3,35
32-160/222	90 L	2,20	---	4,60
32-160/302	100 L	3,00	3,45	6,30
32-160/402	112 M	4,00	4,60	8,30
32-160/552	132 S	---	6,30	11,00
32-160/752	132 S	---	8,60	14,60
32-200/402	112 M	4,00	---	8,30
32-200/552	132 S	5,50	6,30	11,00
32-200/752	132 S	7,50	8,60	14,60
32-200/1102	160 M	11,00	12,60	20,70
32-200/1502	160 M	---	17,30	28,00
40-160/302	100 L	3,00	---	6,30
40-160/402	112 M	4,00	---	8,30
40-160/552	132 S	5,50	6,30	11,00
40-160/752	132 S	7,50	8,60	14,60
40-160/1102	160 M	11,00	12,60	20,70
40-160/1502	160 M	---	17,30	28,00
40-200/552	132 S	5,50	---	11,00
40-200/752	132 S	7,50	8,60	14,60
40-200/1102	160 M	11,00	12,60	20,70
40-200/1502	160 M	15,00	17,30	28,00
40-200/1852	160 L	---	21,30	33,00
40-200/2202	180 M	---	24,50	40,00
50-160/302	100 L	3,00	---	6,30
50-160/402	112 M	4,00	---	8,30
50-160/552	132 S	5,50	6,30	11,00
50-160/752	132 S	7,50	8,60	14,60
50-160/1102	160 M	11,00	12,60	20,70
50-160/1502	160 M	15,00	17,30	28,00
50-160/1852	160 L	---	21,30	33,00
50-160/2202	180 M	---	24,50	40,00
50-200/752	132 S	7,50	---	14,60
50-200/1102	160 M	11,00	---	20,70
50-200/1502	160 M	15,00	---	28,00
50-200/1852	160 L	18,50	---	33,00
50-200/2202	180 M	22,00	---	40,00
65-160/552	132 S	5,50	---	11,00
65-160/752	132 S	7,50	8,60	14,60
65-160/1102	160 M	11,00	12,60	20,70
65-160/1502	160 M	15,00	17,30	28,00
65-160/1852	160 L	---	21,30	33,00
65-160/2202	180 M	---	24,50	40,00
65-200/1102	160 M	11,00	---	20,70
65-200/1502	160 M	15,00	---	28,00
65-200/1852	160 L	18,50	---	33,00
65-200/2202	180 M	22,00	---	40,00
80-160/1102	160 M	11,00	---	20,70
80-160/1502	160 M	15,00	---	28,00
80-160/1852	160 L	18,50	21,30	33,00
80-160/2202	180 M	22,00	24,50	40,00

Etabloc SYT	50 Hz; 60 Hz			
	Ⓜ	50 Hz kW	60 Hz kW	400 V ≈ A
4polig				
32-125.1/054	80 M	0,55	0,63	1,60
32-160.1/054	80 M	0,55	0,63	1,60
32-160.1/074	80 M	---	0,88	2,00
32-160.1/114	90 S	1,10	1,30	2,80
32-200.1/054	80 M	0,55	0,63	1,60
32-200.1/074	80 M	0,75	0,88	2,00
32-200.1/114	90 S	---	1,30	2,80
32-200.1/154	90 L	1,50	1,75	3,60
32-200.1/224	100 L	2,20	2,55	5,10
32-160/054	80 M	0,55	0,63	1,60
32-160/074	80 M	---	0,88	2,00
32-160/114	90 S	---	1,30	2,80
32-200/054	80 M	0,55	---	1,60
32-200/074	80 M	0,75	0,88	2,00
32-200/114	90 S	1,10	1,30	2,80
32-200/154	90 L	---	1,75	3,60
32-200/224	100 L	---	2,55	5,10
40-160/054	80 M	0,55	---	1,60
40-160/074	80 M	0,75	0,88	2,00
40-160/114	90 S	1,10	1,30	2,80
40-160/154	90 L	---	1,75	3,60
40-160/224	100 L	---	2,55	5,10
40-200/054	80 M	0,55	---	1,60
40-200/074	80 M	0,75	---	2,00
40-200/114	90 S	1,10	1,30	2,80
40-200/154	90 L	1,50	1,75	3,60
40-200/224	100 L	---	2,55	5,10
40-200/304	100 L	---	3,45	6,70
50-160/054	80 M	0,55	---	1,60
50-160/074	80 M	0,75	---	2,00
50-160/114	90 S	1,10	1,30	2,80
50-160/154	90 L	1,50	1,75	3,60
50-160/224	100 L	---	2,55	5,10
50-160/304	100 L	---	3,45	6,70
50-200/114	90 S	1,10	---	2,80
50-200/154	90 L	1,50	---	3,60
50-200/224	100 L	2,20	2,55	5,10
50-200/304	100 L	3,00	3,45	6,70
50-200/404	112 M	---	4,60	8,80
50-200/554	132 S	---	6,30	11,50
65-160/054	80 M	0,55	---	1,60
65-160/074	80 M	0,75	---	2,00
65-160/114	90 S	1,10	---	2,80
65-160/154	90 L	1,50	1,75	3,60
65-160/224	100 L	2,20	2,55	5,10
65-160/304	100 L	---	3,45	6,70
65-160/404	112 M	---	4,60	8,80
65-200/114	90 S	1,10	---	2,80
65-200/154	90 L	1,50	---	3,60
65-200/224	100 L	2,20	---	5,10
65-200/304	100 L	3,00	3,45	6,70
65-200/404	112 M	4,00	4,60	8,80
65-200/554	132 S	---	6,30	11,50
65-200/754	132 M	---	8,60	15,50
80-160/154	90 L	1,50	---	3,60
80-160/224	100 L	2,20	---	5,10
80-160/304	100 L	3,00	3,45	6,70
80-160/404	112 M	4,00	4,60	8,80
80-160/554	132 S	---	6,30	11,50

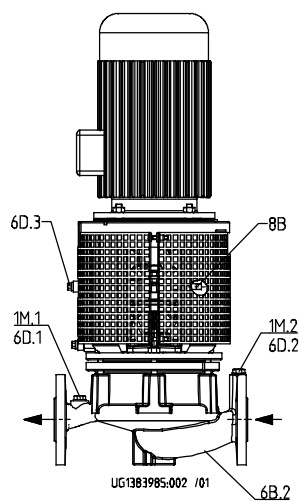
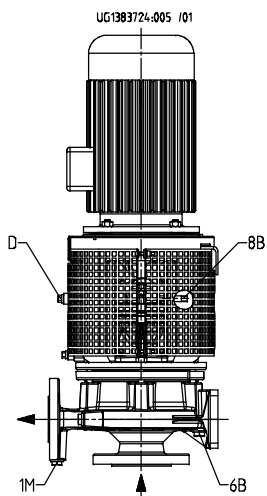
Etabloc SYT
Etaline SYT


Lieferzustand
Horizontaler Einbau, Befestigung unten
As-delivered condition
Horizontal installation, attachment below

Etat de livraison
Montage horizontale, fixation en bas

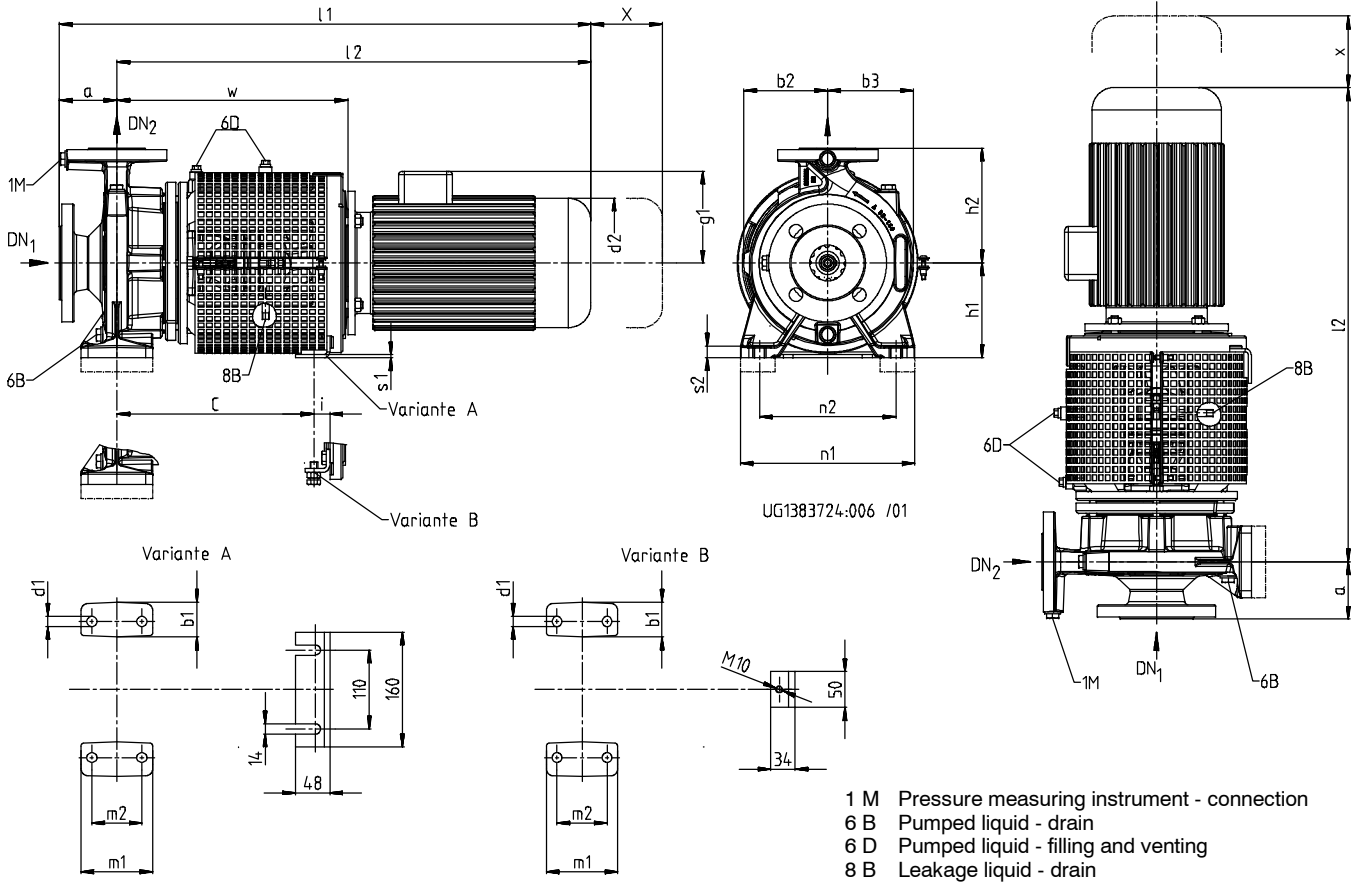
Condizione alla spedizione
installazione orizzontale, fissaggio sotto

Afleveringstoestand
Horizontale inbouw, bevestiging onder



Vertikaler Einbau
Vertical installation
Montage verticale
Installazione verticale
Vertikale inbouw

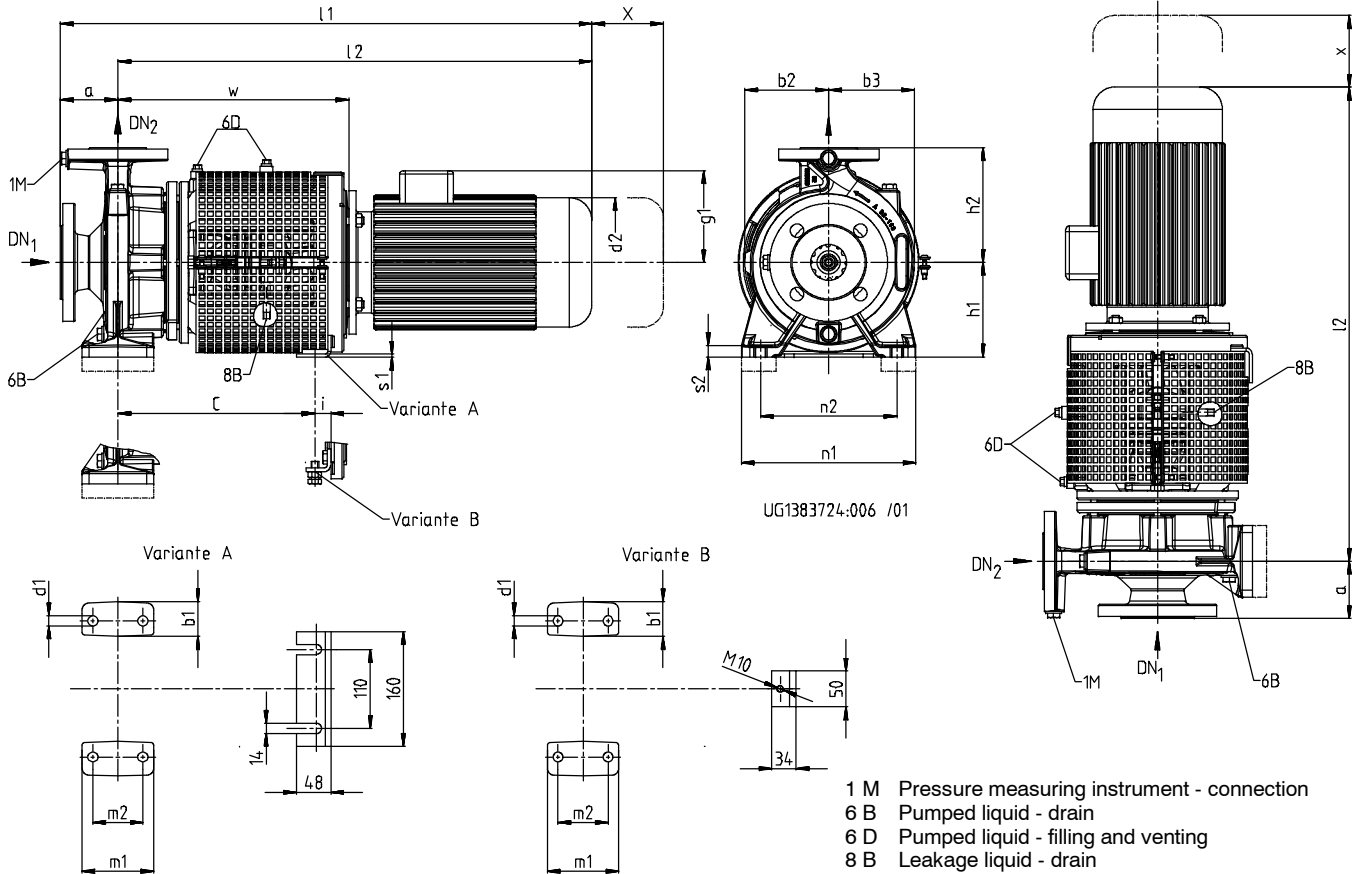
1 M 1 M.1/2	Druckmessgerät-Anschluss / Pressure gauge connection / Raccord de manomètre / Manometro / Aparato manometrico / Manometer
6 B 6 B.1/2	Förderflüssigkeit-Entleerung / Casing drain / Vidange du liquide véhiculé / Scarico del liquido convogliato / Vaciado del líquido de impulsión / aftap, pomphuis
6 D 6 D.1/2/3	Förderflüssigkeit-Auffüllen/Entlüften / Medium handled - Venting / Dégazage / Deaerazione del liquido da convogliare / Venteo líquido a bombear / ontluchting
8 B	Leckflüssigkeit-Ablass / Leakage drain / Vidange liquide d'égouttage / Uscita del liquido di fuga / Salida del líquido de fugas / lekvloeistof afvoer

Etabloc SYT 32-125.1/... to 40-160/..., n 2900 1/min, 3500 1/min

Tolerances of connecting dimensions as per EN 735

Etabloc SYT	2-pole		DN ₁	DN ₂	a	b ₁	b ₂	b ₃	d ₁	d ₂	g ₁	h ₁	h ₂	c	i	m ₁	m ₂	n ₁	n ₂	s ₁	s ₂	l ₁	l ₂	w	x	1M 6B ⁴⁾	6D 8B ⁴⁾	Foot Variant A/B
	n=2900	n=3500																										
32-125.1/072	x		50	32	80	50	113	113	14	162	120	112 ²⁾	140	275	22	100	70	190	140	5	15	623	543	322	100	G ³ / ₈	G ¹ / ₈	B
/112	x	x	50	32	80	50	113	113	14	162	120	112 ²⁾	140	275	22	100	70	190	140	5	15	671	591	322	100	G ³ / ₈	G ¹ / ₈	
/152	x	x	50	32	80	50	113	113	14	190	128	112 ²⁾	140	275	22	100	70	190	140	5	15	683	603	322	100	G ³ / ₈	G ¹ / ₈	
/222	x	x	50	32	80	50	113	113	14	190	128	112 ²⁾	140	275	22	100	70	190	140	5	15	710	630	322	100	G ³ / ₈	G ¹ / ₈	
/302	x	x	50	32	80	50	113	113	14	213	135	112 ²⁾	140	275	22	100	70	190	140	5	15	744	664	317	100	G ³ / ₈	G ¹ / ₈	
/402	x	x	50	32	80	50	113	113	14	234	148	112 ²⁾	140	275	22	100	70	190	140	5	15	768	688	317	100	G ³ / ₈	G ¹ / ₈	
32-160.1/152	x		50	32	80	50	116	125	14	190	128	132	160	275	22	100	70	240	190	5	15	683	603	322	100	G ³ / ₈	G ¹ / ₈	
/222	x		50	32	80	50	116	125	14	190	128	132	160	275	22	100	70	240	190	5	15	710	630	322	100	G ³ / ₈	G ¹ / ₈	
/302	x	x	50	32	80	50	116	125	14	213	135	132	160	275	22	100	70	240	190	5	15	744	664	317	100	G ³ / ₈	G ¹ / ₈	
/402	x	x	50	32	80	50	116	125	14	234	148	132	160	275	22	100	70	240	190	5	15	768	688	317	100	G ³ / ₈	G ¹ / ₈	
/552	x	x	50	32	80	50	116	125	14	266	167	132 ²⁾	160	298	22	100	70	240	190	5	15	793	713	340	100	G ³ / ₈	G ¹ / ₈	
/752	x	x	50	32	80	50	116	125	14	266	167	132 ²⁾	160	298	22	100	70	240	190	5	15	831	751	340	100	G ³ / ₈	G ¹ / ₈	
32-200.1/302	x		50	32	80	50	128	137	14	213	135	160	180	275	22	100	70	240	190	5	18	744	664	317	100	G ³ / ₈	G ¹ / ₈	
/402	x	x	50	32	80	50	128	137	14	234	148	160	180	275	22	100	70	240	190	5	18	768	688	317	100	G ³ / ₈	G ¹ / ₈	
/552	x	x	50	32	80	50	128	137	14	266	167	160	180	298	22	100	70	240	190	5	18	793	713	340	100	G ³ / ₈	G ¹ / ₈	
/752	x	x	50	32	80	50	128	137	14	266	167	160	180	298	22	100	70	240	190	5	18	831	751	340	100	G ³ / ₈	G ¹ / ₈	
/1102	x	x	50	32	80	50	128	137	14	325	197	160 ²⁾	180	327	22	100	70	240	190	5	18	932	852	374	100	G ³ / ₈	G ¹ / ₈	
32-160/152	x		50	32	80	50	113	125	14	190	128	132	160	275	22	100	70	240	190	5	15	683	603	322	100	G ³ / ₈	G ¹ / ₈	
/222	x		50	32	80	50	113	125	14	190	128	132	160	275	22	100	70	240	190	5	15	710	630	322	100	G ³ / ₈	G ¹ / ₈	
/302	x	x	50	32	80	50	113	125	14	213	135	132	160	275	22	100	70	240	190	5	15	744	664	317	100	G ³ / ₈	G ¹ / ₈	
/402	x	x	50	32	80	50	113	125	14	234	148	132	160	275	22	100	70	240	190	5	15	768	688	317	100	G ³ / ₈	G ¹ / ₈	
/552	x	x	50	32	80	50	113	125	14	266	167	132	160	298	22	100	70	240	190	5	15	793	713	340	100	G ³ / ₈	G ¹ / ₈	
/752	x	x	50	32	80	50	113	125	14	266	167	132	160	298	22	100	70	240	190	5	15	831	751	340	100	G ³ / ₈	G ¹ / ₈	
32-200/402	x		50	32	80	50	132	141	14	234	148	160	180	275	22	100	70	240	190	5	18	768	688	317	100	G ³ / ₈	G ¹ / ₈	
/552	x	x	50	32	80	50	132	141	14	266	167	160	180	298	22	100	70	240	190	5	18	793	713	340	100	G ³ / ₈	G ¹ / ₈	
/752	x	x	50	32	80	50	132	141	14	266	167	160	180	298	22	100	70	240	190	5	18	831	751	340	100	G ³ / ₈	G ¹ / ₈	
/1102	x	x	50	32	80	50	132	141	14	325	197	160 ²⁾	180	327	22	100	70	240	190	5	18	932	852	374	100	G ³ / ₈	G ¹ / ₈	
/1502	x	x	50	32	80	50	132	141	14	325	197	160 ²⁾	180	327	22	100	70	240	190	5	18	932	852	374	100	G ³ / ₈	G ¹ / ₈	
40-160/302	x		65	40	80	50	115	131	14	213	135	132	160	275	22	100	70	240	190	5	15	744	664	317	100	G ³ / ₈	G ¹ / ₈	
/402	x		65	40	80	50	115	131	14	234	148	132	160	275	22	100	70	240	190	5	15	768	688	317	100	G ³ / ₈	G ¹ / ₈	
/552	x	x	65	40	80	50	115	131	14	266	167	132 ²⁾	160	298	22	100	70	240	190	5	15	793	713	340	100	G ³ / ₈	G ¹ / ₈	
/752	x	x	65	40	80	50	115	131	14	266	167	132 ²⁾	160	298	22	100	70	240	190	5	15	831	751	340	100	G ³ / ₈	G ¹ / ₈	
/1102	x	x	65	40	80	50	115	131	14	325	197	132 ³⁾	160	327	22	100	70	240	190	5	15	932	852	374	100	G ³ / ₈	G ¹ / ₈	
/1502	x	x	65	40	80	50	115	131	14	325	197	132 ³⁾	160	327	22	100	70	240	190	5	15	932	852	374	100	G ³ / ₈	G ¹ / ₈	

1) DN = EN1092-2/DN../PN16/21/JS1025/B
 2) For these pump sizes, the pump feet have to be underpinned by 20 mm thick shims
 3) For these pump sizes, the pump feet have to be underpinned by 30 mm thick shims
 4) "G" = ISO 228/1

Etabloc SYT 32-125.1/... to 50-160/..., n 1450 1/min, 1750 1/min



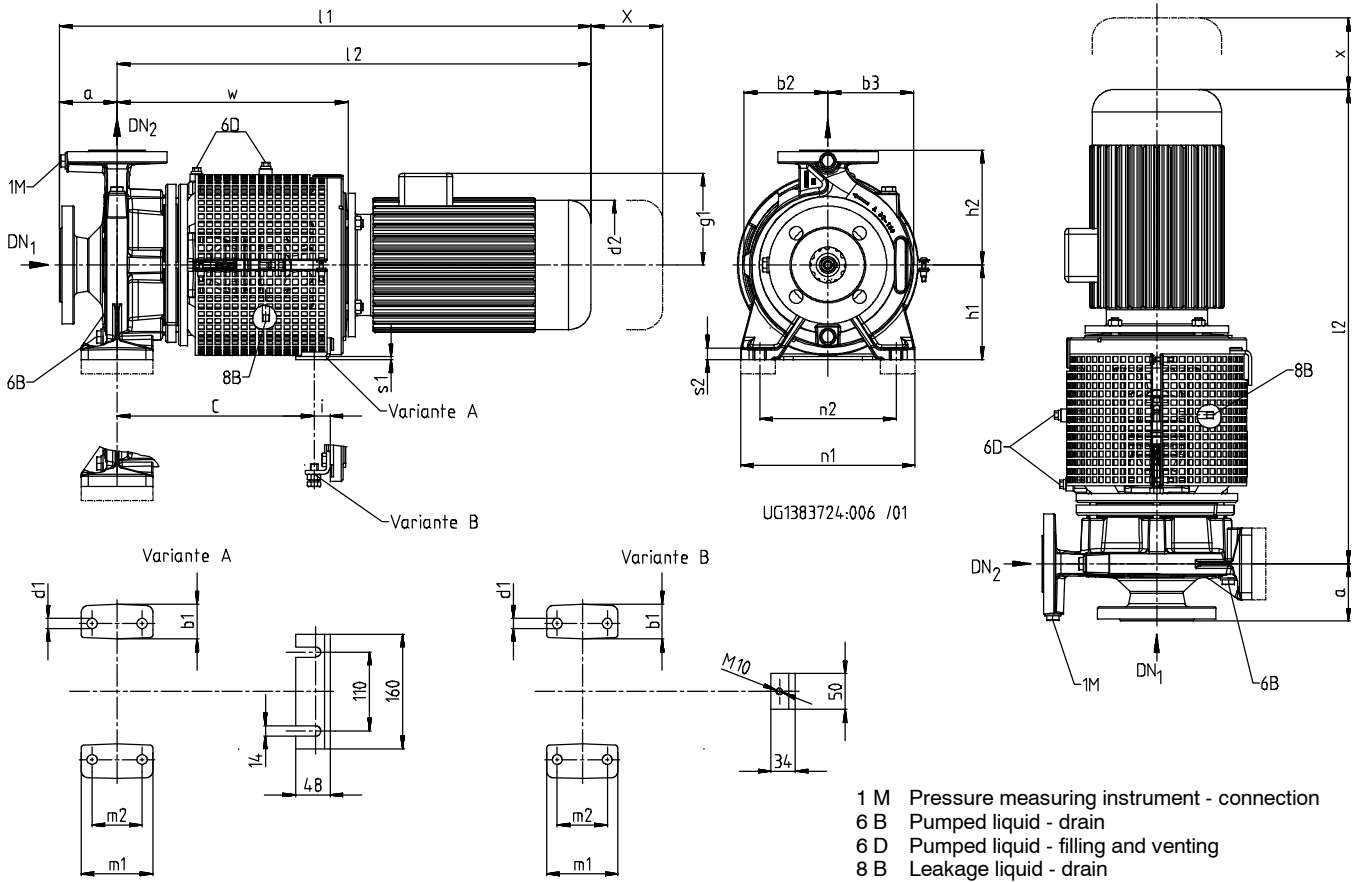
Tolerances of connecting dimensions as per EN 735

Etabloc SYT	4-pole	n=1450	n=1750	DN ₁ 1)	DN ₂ 1)	a	b1	b2	b3	d1	d2	g1	h1	h2	c	i	m1	m2	n1	n2	s1	s2	l1	l2	w	x	1M 6B 2)	6D 8B 2)	Foot Variant A/B
32-125.1/054	x	x	x	50	32	80	50	113	113	14	162	120	112 ³⁾	140	275	22	100	70	190	140	5	15	623	543	322	100	G ³ / ₈	G ¹ / ₈	B
32-160.1/054	x	x	x	50	32	80	50	116	125	14	162	120	132	160	275	22	100	70	240	190	5	15	623	543	322	100	G ³ / ₈	G ¹ / ₈	
/074		x	x	50	32	80	50	116	125	14	162	120	132	160	275	22	100	70	240	190	5	15	623	543	322	100	G ³ / ₈	G ¹ / ₈	
/114	x	x	x	50	32	80	50	116	125	14	190	128	132	160	275	22	100	70	240	190	5	15	683	603	322	100	G ³ / ₈	G ¹ / ₈	
32-200.1/054	x	x	x	50	32	80	50	128	137	14	162	120	160	180	275	22	100	70	240	190	5	18	623	543	322	100	G ³ / ₈	G ¹ / ₈	
/074	x	x	x	50	32	80	50	128	137	14	162	120	160	180	275	22	100	70	240	190	5	18	623	543	322	100	G ³ / ₈	G ¹ / ₈	
/114	x	x	x	50	32	80	50	128	137	14	190	128	160	180	275	22	100	70	240	190	5	18	683	603	322	100	G ³ / ₈	G ¹ / ₈	
/154	x	x	x	50	32	80	50	128	137	14	190	128	160	180	275	22	100	70	240	190	5	18	710	630	322	100	G ³ / ₈	G ¹ / ₈	
/224	x	x	x	50	32	80	50	128	137	14	213	135	160	180	275	22	100	70	240	190	5	18	744	664	317	100	G ³ / ₈	G ¹ / ₈	
32-160/054	x	x	x	50	32	80	50	113	125	14	162	120	132	160	275	22	100	70	240	190	5	15	623	543	322	100	G ³ / ₈	G ¹ / ₈	
/074		x	x	50	32	80	50	113	125	14	162	120	132	160	275	22	100	70	240	190	5	15	623	543	322	100	G ³ / ₈	G ¹ / ₈	
/114	x	x	x	50	32	80	50	113	125	14	190	128	132	160	275	22	100	70	240	190	5	15	683	603	322	100	G ³ / ₈	G ¹ / ₈	
32-200/054	x			50	32	80	50	132	141	14	162	120	160	180	275	22	100	70	240	190	5	18	623	543	322	100	G ³ / ₈	G ¹ / ₈	
/074	x	x	x	50	32	80	50	132	141	14	162	120	160	180	275	22	100	70	240	190	5	18	623	543	322	100	G ³ / ₈	G ¹ / ₈	
/114	x	x	x	50	32	80	50	132	141	14	190	128	160	180	275	22	100	70	240	190	5	18	683	603	322	100	G ³ / ₈	G ¹ / ₈	
/154		x	x	50	32	80	50	132	141	14	190	128	160	180	275	22	100	70	240	190	5	18	710	630	322	100	G ³ / ₈	G ¹ / ₈	
/224		x	x	50	32	80	50	132	141	14	213	135	160	180	275	22	100	70	240	190	5	18	744	664	317	100	G ³ / ₈	G ¹ / ₈	
40-160/054	x			65	40	80	50	115	131	14	162	120	132	160	275	22	100	70	240	190	5	15	623	543	322	100	G ³ / ₈	G ¹ / ₈	
/074	x	x	x	65	40	80	50	115	131	14	162	120	132	160	275	22	100	70	240	190	5	15	623	543	322	100	G ³ / ₈	G ¹ / ₈	
/114	x	x	x	65	40	80	50	115	131	14	190	128	132	160	275	22	100	70	240	190	5	15	683	603	322	100	G ³ / ₈	G ¹ / ₈	
/154		x	x	65	40	80	50	115	131	14	190	128	132	160	275	22	100	70	240	190	5	15	710	630	322	100	G ³ / ₈	G ¹ / ₈	
/224		x	x	65	40	80	50	115	131	14	213	135	160	180	275	22	100	70	240	190	5	15	744	664	317	100	G ³ / ₈	G ¹ / ₈	
40-200/054	x			65	40	100	50	115	131	14	162	120	160	180	275	22	100	70	265	212	5	18	643	543	322	100	G ³ / ₈	G ¹ / ₈	
/074	x			65	40	100	50	115	131	14	162	120	160	180	275	22	100	70	265	212	5	18	643	543	322	100	G ³ / ₈	G ¹ / ₈	
/114	x	x	x	65	40	100	50	115	131	14	190	128	160	180	275	22	100	70	265	212	5	18	703	603	322	100	G ³ / ₈	G ¹ / ₈	
/154	x	x	x	65	40	100	50	115	131	14	190	128	160	180	275	22	100	70	265	212	5	18	730	630	322	100	G ³ / ₈	G ¹ / ₈	
/224		x	x	65	40	100	50	115	131	14	213	135	160	180	275	22	100	70	265	212	5	18	764	664	317	100	G ³ / ₈	G ¹ / ₈	
/304		x	x	65	40	100	50	115	131	14	213	135	160	180	275	22	100	70	265	212	5	18	799	699	317	100	G ³ / ₈	G ¹ / ₈	
50-160/054	x			65	50	100	50	126	147	14	162	120	160	180	275	22	100	70	265	212	5	18	643	543	322	100	G ³ / ₈	G ¹ / ₈	
/074	x			65	50	100	50	126	147	14	162	120	160	180	275	22	100	70	265	212	5	18	643	543	322	100	G ³ / ₈	G ¹ / ₈	
/114	x	x	x	65	50	100	50	126	147	14	190	128	160	180	275	22	100	70	265	212	5	18	703	603	322	100	G ³ / ₈	G ¹ / ₈	
/154	x	x	x	65	50	100	50	126	147	14	190	128	160	180	275	22	100	70	265	212	5	18	730	630	322	100	G ³ / ₈	G ¹ / ₈	
/224		x	x	65	50	100	50	126	147	14	213	135	160	180	275	22	100	70	265	212	5	18	764	664	317	100	G ³ / ₈	G ¹ / ₈	
/304		x	x	65	50	100	50	126	147	14	213	135	160	180	275	22	100	70	265	212	5	18	799	699	317	100	G ³ / ₈	G ¹ / ₈	

1) DN = EN1092-2/DN.../PN16/21/JS1025/B

2) "G" = ISO 228/1

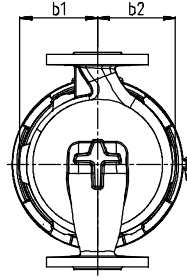
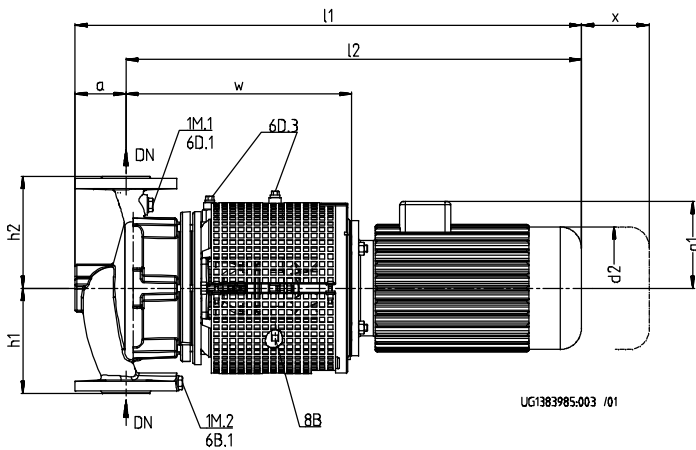
3) For these pump sizes, the pump feet have to be underpinned by 20 mm thick shims

Etabloc SYT 50-200/... to 80-160/..., n 1450 1/min, 1750 1/min

Tolerances of connecting dimensions as per EN 735

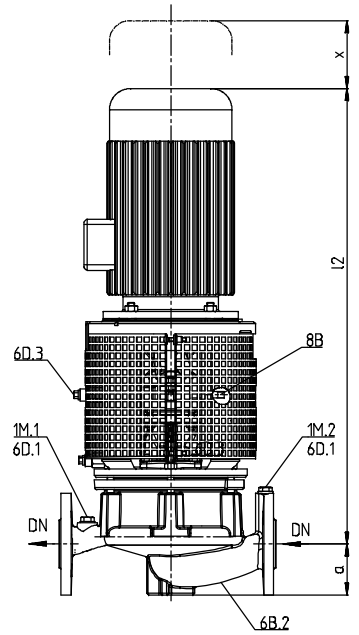
Etabloc SYT		4-pole		DN ₁	DN ₂	a	b1	b2	b3	d1	d2	g1	h1	h2	c	i	m1	m2	n1	n2	s1	s2	l1	l2	w	x	1M 6B 2)	6D 8B 2)	Foot Vari- ant A/B
n=1450	n=1750																												
50-200/114	x			65	50	100	50	145	165	14	190	128	160	200	275	22	100	70	265	212	5	18	703	603	322	100	G ³ / ₈	G ¹ / ₈	B
/154	x			65	50	100	50	145	165	14	190	128	160	200	275	22	100	70	265	212	5	18	730	630	322	100	G ³ / ₈	G ¹ / ₈	
/224	x	x		65	50	100	50	145	165	14	213	135	160	200	275	22	100	70	265	212	5	18	764	664	317	100	G ³ / ₈	G ¹ / ₈	
/304	x	x		65	50	100	50	145	165	14	213	135	160	200	275	22	100	70	265	212	5	18	799	699	317	100	G ³ / ₈	G ¹ / ₈	
/404		x		65	50	100	50	145	165	14	234	148	160	200	275	22	100	70	265	212	5	18	788	688	317	100	G ³ / ₈	G ¹ / ₈	
/554		x		65	50	100	50	145	165	14	266	167	160	200	298	22	100	70	265	212	5	18	813	713	340	100	G ³ / ₈	G ¹ / ₈	
65-160/054	x			80	65	100	65	130	158	14	162	120	160	200	275	22	125	95	280	212	5	18	643	543	322	100	G ³ / ₈	G ¹ / ₈	A
/074	x			80	65	100	65	130	158	14	162	120	160	200	275	22	125	95	280	212	5	18	643	543	322	100	G ³ / ₈	G ¹ / ₈	
/114	x			80	65	100	65	130	158	14	190	128	160	200	275	22	125	95	280	212	5	18	703	603	322	100	G ³ / ₈	G ¹ / ₈	
/154	x	x		80	65	100	65	130	158	14	190	128	160	200	275	22	125	95	280	212	5	18	730	630	322	100	G ³ / ₈	G ¹ / ₈	
/224	x	x		80	65	100	65	130	158	14	213	135	160	200	275	22	125	95	280	212	5	18	764	664	317	100	G ³ / ₈	G ¹ / ₈	
/304		x		80	65	100	65	130	158	14	213	135	160	200	275	22	125	95	280	212	5	18	799	699	317	100	G ³ / ₈	G ¹ / ₈	
/404		x		80	65	100	65	130	158	14	234	148	160	200	275	22	125	95	280	212	5	18	788	688	317	100	G ³ / ₈	G ¹ / ₈	
65-200/114	x			80	65	100	65	154	177	14	190	128	180	225	275	22	125	95	320	250	5	18	703	603	322	140	G ³ / ₈	G ¹ / ₈	B
/154	x			80	65	100	65	154	177	14	190	128	180	225	275	22	125	95	320	250	5	18	730	630	322	140	G ³ / ₈	G ¹ / ₈	
/224	x			80	65	100	65	154	177	14	213	135	180	225	275	22	125	95	320	250	5	18	764	664	317	140	G ³ / ₈	G ¹ / ₈	
/304	x	x		80	65	100	65	154	177	14	213	135	180	225	275	22	125	95	320	250	5	18	799	699	317	140	G ³ / ₈	G ¹ / ₈	
/404	x	x		80	65	100	65	154	177	14	234	148	180	225	275	22	125	95	320	250	5	18	788	688	317	140	G ³ / ₈	G ¹ / ₈	
/554		x		80	65	100	65	154	177	14	266	167	180	225	298	22	125	95	320	250	5	18	813	713	340	140	G ³ / ₈	G ¹ / ₈	
/754		x		80	65	100	65	154	177	14	298	167	180	225	298	22	125	95	320	250	5	18	851	751	340	140	G ³ / ₈	G ¹ / ₈	
80-160/154	x			100	80	125	65	153	192	14	190	128	180	225	275	22	125	95	320	250	5	18	755	630	322	140	G ³ / ₈	G ¹ / ₈	A
/224	x			100	80	125	65	153	192	14	213	135	180	225	275	22	125	95	320	250	5	18	789	664	317	140	G ³ / ₈	G ¹ / ₈	
/304	x	x		100	80	125	65	153	192	14	213	135	180	225	275	22	125	95	320	250	5	18	824	699	317	140	G ³ / ₈	G ¹ / ₈	
/404	x	x		100	80	125	65	153	192	14	234	148	180	225	275	22	125	95	320	250	5	18	813	688	317	140	G ³ / ₈	G ¹ / ₈	
/554		x		100	80	125	65	153	192	14	266	167	180	225	298	22	125	95	320	250	5	18	838	713	340	140	G ³ / ₈	G ¹ / ₈	

1) DN = EN1092-2/DN../PN16/21/JS1025/B

2) "G" = ISO 228/1

Etaline SYT 40-160/... to 65-160/..., n 2900 1/min, 3500 1/min


UG1383985.003 /01



- 1 M.1/2 Pressure measuring instrument - connection
- 6 B.1/2 Pumped liquid - drain
- 6 D.1./2/3 Pumped liquid - filling and venting
- 8 B Leakage liquid - drain

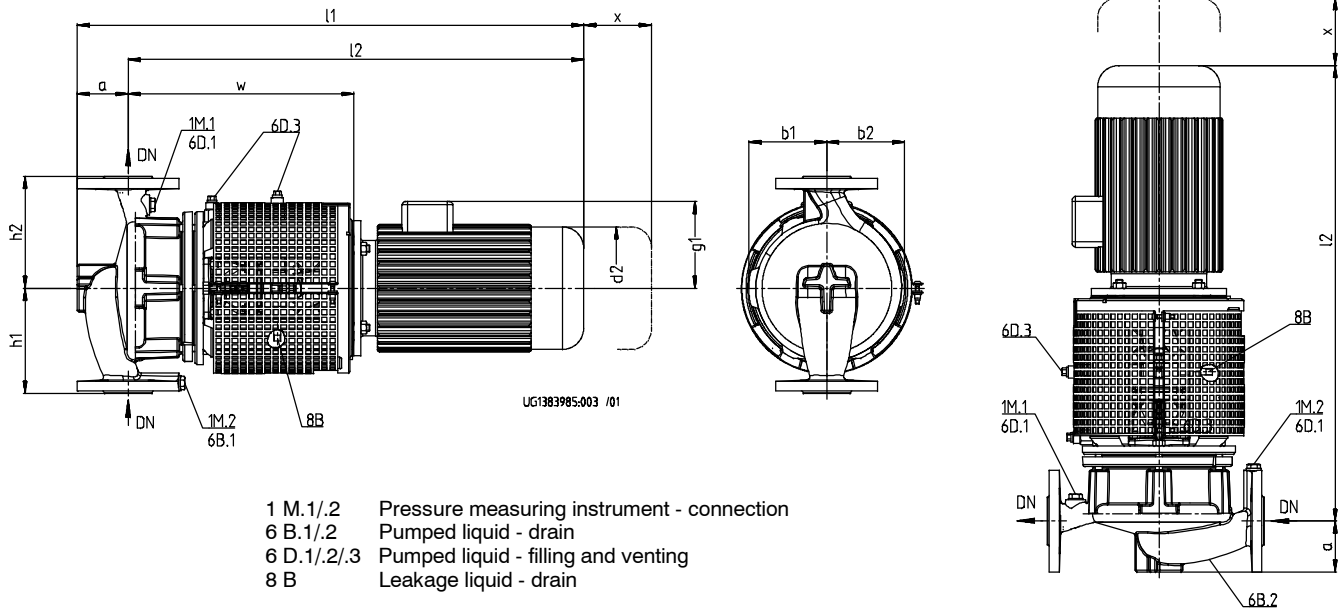
Tolerances of connecting dimensions as per EN 735

mm

Etaline SYT 2-pole	n=2900	n=3500	DN ¹⁾	a	b1	b2	d2 ~	g1 ~	h1	h2	l1 ~	l2 ~	w	x ~	1M.1/2 6B.1 6D.1./2 2)	6B.2 ²⁾	6D.3 8B 2)
40-160/152	x		40	75	113	113	190	128	155	165	689	614	333	90	G ^{3/8}		G ^{1/8}
/222	x		40	75	113	113	190	128	155	165	716	641	333	90	G ^{3/8}		G ^{1/8}
/302	x		40	75	113	113	213	135	155	165	750	675	328	90	G ^{3/8}		G ^{1/8}
/402	x	x	40	75	113	113	234	148	155	165	774	699	328	90	G ^{3/8}		G ^{1/8}
/552		x	40	75	113	113	266	167	155	165	799	724	351	90	G ^{3/8}		G ^{1/8}
/752		x	40	75	113	113	266	167	155	165	837	762	351	90	G ^{3/8}		G ^{1/8}
40-200/302	x		40	85	136	136	213	135	180	210	767	682	335	90	G ^{3/8}		G ^{1/8}
/402	x		40	85	136	136	234	148	180	210	791	706	335	90	G ^{3/8}		G ^{1/8}
/552	x	x	40	85	136	136	266	167	180	210	816	731	358	90	G ^{3/8}		G ^{1/8}
/752	x	x	40	85	136	136	266	167	180	210	854	769	358	90	G ^{3/8}		G ^{1/8}
/1102		x	40	85	136	136	325	197	180	210	955	870	392	90	G ^{3/8}		G ^{1/8}
50-160/302	x		50	78	113	120	213	135	160	180	756	678	331	90	G ^{3/8}		G ^{1/8}
/402	x		50	78	113	120	234	148	160	180	780	702	331	90	G ^{3/8}		G ^{1/8}
/552	x	x	50	78	113	120	266	167	160	180	805	727	354	90	G ^{3/8}		G ^{1/8}
/752		x	50	78	113	120	266	167	160	180	843	765	354	90	G ^{3/8}		G ^{1/8}
/1102		x	50	78	113	120	325	197	160	180	944	866	388	90	G ^{3/8}		G ^{1/8}
50-200/402	x		50	91	138	138	234	148	205	220	795	704	333	90	G ^{3/8}		G ^{1/8}
/552	x		50	91	138	138	266	167	205	220	820	729	356	90	G ^{3/8}		G ^{1/8}
/752	x	x	50	91	138	138	266	167	205	220	858	767	356	90	G ^{3/8}		G ^{1/8}
/1102	x	x	50	91	138	138	325	197	205	220	959	868	390	90	G ^{3/8}		G ^{1/8}
/1502		x	50	91	138	138	325	197	205	220	959	868	390	90	G ^{3/8}		G ^{1/8}
65-160/402	x		65	100	113	118	234	148	160	180	809	709	338	105	G ^{3/8}		G ^{1/8}
/552	x		65	100	113	118	266	167	160	180	834	734	361	105	G ^{3/8}		G ^{1/8}
/752	x	x	65	100	113	118	266	167	160	180	872	772	361	105	G ^{3/8}		G ^{1/8}
/1102	x	x	65	100	113	118	325	197	160	180	973	873	395	105	G ^{3/8}		G ^{1/8}
/1502		x	65	100	113	118	325	197	160	180	973	873	395	105	G ^{3/8}		G ^{1/8}

1) DN = EN1092-2/DN../PN16/21/JS1025/B

2) "G" = ISO 228/1

Etaline SYT 65-200/... to 100-170/..., n 2900 1/min, 3500 1/min


- 1 M.1/2 Pressure measuring instrument - connection
- 6 B.1/2 Pumped liquid - drain
- 6 D.1/2/3 Pumped liquid - filling and venting
- 8 B Leakage liquid - drain

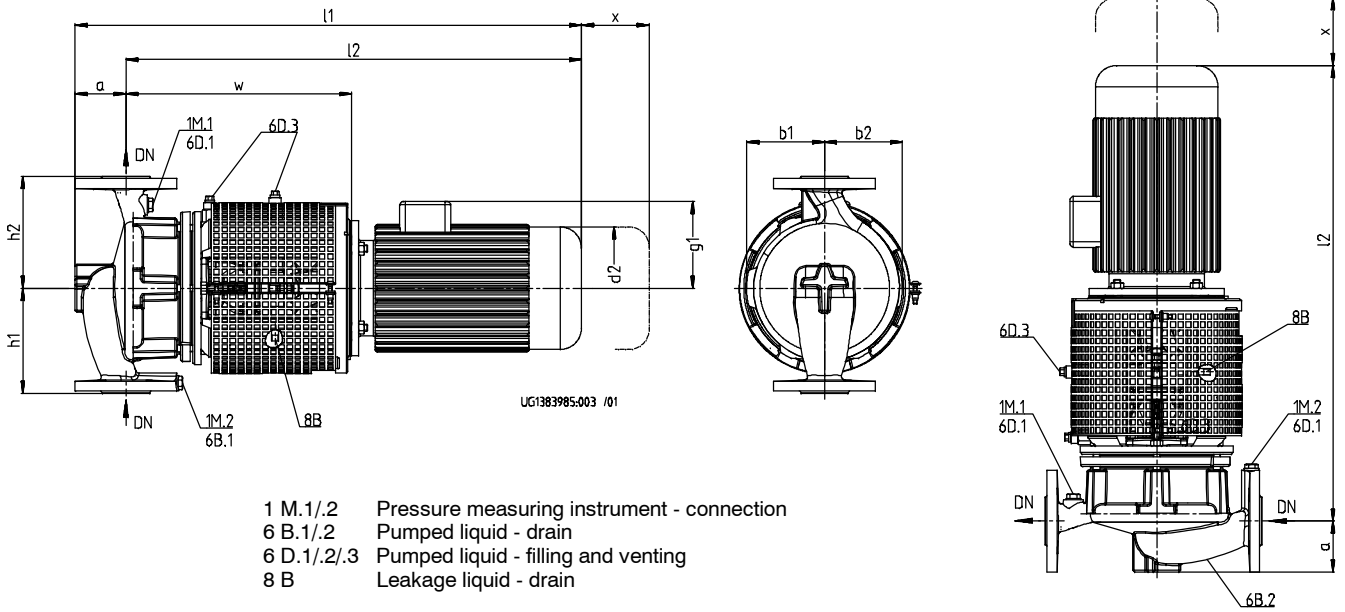
Tolerances of connecting dimensions as per EN 735

mm

Etaline SYT 2-pole	n=2900	n=3500	DN ¹⁾	a	b1	b2	d2 ~	g1 ~	h1	h2	l1 ~	l2 ~	w	x ~	1M.1/2 6B.1 6D.1/2 2)	6B.2 ²⁾	6D.3 8B 2)
65-200/552	x		65	102	136	138	266	167	240	235	825	723	350	85	G ³ / ₈		G ¹ / ₈
/752	x		65	102	136	138	266	167	240	235	863	761	350	85	G ³ / ₈		G ¹ / ₈
/1102	x	x	65	102	136	138	325	197	240	235	964	862	384	85	G ³ / ₈		G ¹ / ₈
/1502	x	x	65	102	136	138	325	197	240	235	964	862	384	85	G ³ / ₈		G ¹ / ₈
/1852		x	65	102	136	138	325	197	240	235	1004	902	384	85	G ³ / ₈		G ¹ / ₈
2202		x	65	102	136	138	370	258	240	235	1088	986	384	85	G ³ / ₈		G ¹ / ₈
80-160/552	x		80	108	113	128	266	167	180	180	840	732	359	120	G ³ / ₈		G ¹ / ₈
/752	x		80	108	113	128	266	167	180	180	878	770	359	120	G ³ / ₈		G ¹ / ₈
/1102	x	x	80	108	113	128	325	197	180	180	979	871	393	120	G ³ / ₈		G ¹ / ₈
/1502	x	x	80	108	113	128	325	197	180	180	979	871	393	120	G ³ / ₈		G ¹ / ₈
/1852		x	80	108	113	128	325	197	180	180	1019	911	393	120	G ³ / ₈		G ¹ / ₈
/2202		x	80	108	113	128	370	258	180	180	1103	995	393	120	G ³ / ₈		G ¹ / ₈
80-200/1102	x		80	136	138	154	325	197	262,5	237,5	988	852	374	105	G ³ / ₈	G ³ / ₈	G ¹ / ₈
/1502	x		80	136	138	154	325	197	262,5	237,5	988	852	374	105	G ³ / ₈	G ³ / ₈	G ¹ / ₈
/1852	x		80	136	138	154	325	197	262,5	237,5	1028	892	374	105	G ³ / ₈	G ³ / ₈	G ¹ / ₈
/2202	x		80	136	138	154	370	258	262,5	237,5	1112	976	374	105	G ³ / ₈	G ³ / ₈	G ¹ / ₈
100-160/752	x		100	114	114	144	298	167	250	200	882	768	357	115	G ¹ / ₂	G ¹ / ₂	G ¹ / ₈
/1102	x		100	114	114	144	325	197	250	200	983	869	391	115	G ¹ / ₂	G ¹ / ₂	G ¹ / ₈
/1502	x	x	100	114	114	144	325	197	250	200	983	869	391	115	G ¹ / ₂	G ¹ / ₂	G ¹ / ₈
/1852		x	100	114	114	144	325	197	250	200	1023	909	391	115	G ¹ / ₂	G ¹ / ₂	G ¹ / ₈
/2202		x	100	114	114	144	370	258	250	200	1107	993	391	115	G ¹ / ₂	G ¹ / ₂	G ¹ / ₈
100-170/1502	x		100	177	121	155	325	197	245	205	1049	872	394	120	G ¹ / ₂	G ¹ / ₂	G ¹ / ₈
/1852	x		100	177	121	155	325	197	245	205	1089	912	394	120	G ¹ / ₂	G ¹ / ₂	G ¹ / ₈
/2202	x		100	177	121	155	370	258	245	205	1173	996	394	120	G ¹ / ₂	G ¹ / ₂	G ¹ / ₈

1) DN = EN1092-2/DN../PN16/21/JS1025/B

2) "G" = ISO 228/1

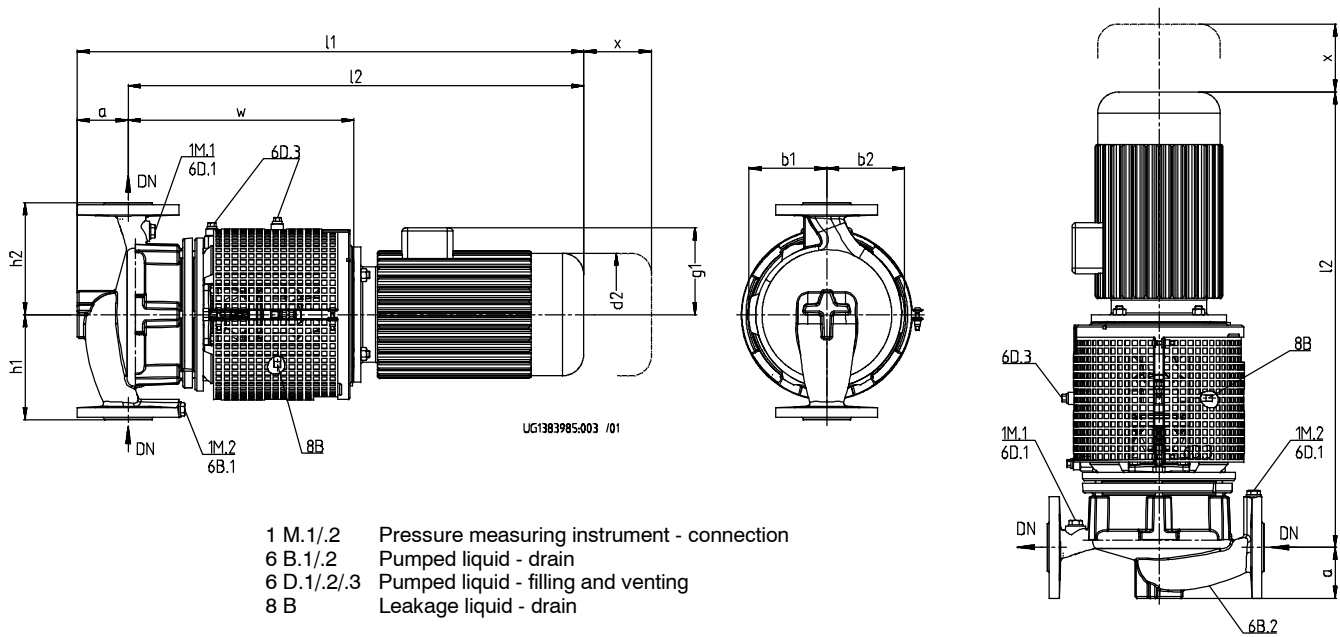
Etaline SYT 40-160/... to 65-200/..., n 1450 1/min, 1750 1/min

Tolerances of connecting dimensions as per EN 735

Etaline SYT		DN ¹⁾	a	b1	b2	d2	g1	h1	h2	l1	l2	w	x	1M.1/2 6B.1 6D.1./2 2)	6B.2 ²⁾	6D.3 8B 2)	
4-pole	n=1450 n=1750					~	~			~	~		~				
40-160/054	x	x	40	68	113	113	162	120	155	165	622	554	333	90	G 3/8		G 1/8
/074		x	40	68	113	113	162	120	155	165	622	554	333	90	G 3/8		G 1/8
/114		x	40	68	113	113	190	128	155	165	682	614	333	90	G 3/8		G 1/8
40-200/054	x	x	40	85	136	136	162	120	180	210	646	561	340	90	G 3/8		G 1/8
/074		x	40	85	136	136	162	120	180	210	646	561	340	90	G 3/8		G 1/8
/114		x	40	85	136	136	190	128	180	210	706	621	340	90	G 3/8		G 1/8
/154		x	40	85	136	136	190	128	180	210	733	648	340	90	G 3/8		G 1/8
50-160/054	x	x	50	78	113	120	162	120	160	180	635	557	336	90	G 3/8		G 1/8
/074	x	x	50	78	113	120	162	120	160	180	635	557	336	90	G 3/8		G 1/8
/114		x	50	78	113	120	190	128	160	180	695	617	336	90	G 3/8		G 1/8
50-200/054	x		50	91	138	138	162	120	205	220	650	559	338	90	G 3/8		G 1/8
/074	x		50	91	138	138	162	120	205	220	650	559	338	90	G 3/8		G 1/8
/114	x	x	50	91	138	138	190	128	205	220	710	619	338	90	G 3/8		G 1/8
/154		x	50	91	138	138	190	128	205	220	737	646	338	90	G 3/8		G 1/8
/224		x	50	91	138	138	213	135	205	220	767	676	329	90	G 3/8		G 1/8
65-160/054	x		65	100	113	118	162	120	160	180	664	564	343	105	G 3/8		G 1/8
/074	x		65	100	113	118	162	120	160	180	664	564	343	105	G 3/8		G 1/8
/114	x	x	65	100	113	118	190	128	160	180	724	624	343	105	G 3/8		G 1/8
/154		x	65	100	113	118	190	128	160	180	751	651	343	105	G 3/8		G 1/8
/224		x	65	100	113	118	213	135	160	180	785	685	338	105	G 3/8		G 1/8
65-200/074	x		65	102	136	138	162	120	240	235	655	553	332	85	G 3/8		G 1/8
/114	x		65	102	136	138	190	128	240	235	715	613	332	85	G 3/8		G 1/8
/154	x	x	65	102	136	138	190	128	240	235	742	640	332	85	G 3/8		G 1/8
/224		x	65	102	136	138	213	135	240	235	776	674	327	85	G 3/8		G 1/8
/304		x	65	102	136	138	213	135	240	235	811	709	327	85	G 3/8		G 1/8

1) DN = EN1092-2/DN../PN16/21/JS1025/B

2) "G" = ISO 228/1

Etaline SYT 80-160/... to 100-170/..., n 1450 1/min, 1750 1/min



Tolerances of connecting dimensions as per EN 735

Etaline SYT	n=1450	n=1750	DN ¹⁾	a	b1	b2	d2	g1	h1	h2	l1	l2	w	x	1M.1/2 6B.1 6D.1/2 2)	6B.2 ²⁾	6D.3 8B 2)
80-160/054	x		80	108	113	128	162	120	180	180	670	562	341	120	G 3/8		G 1/8
/074	x		80	108	113	128	162	120	180	180	670	562	341	120	G 3/8		G 1/8
/114	x		80	108	113	128	190	128	180	180	730	622	341	120	G 3/8		G 1/8
/154	x	x	80	108	113	128	190	128	180	180	757	649	341	120	G 3/8		G 1/8
/224		x	80	108	113	128	213	135	180	180	791	683	336	120	G 3/8		G 1/8
/304		x	80	108	113	128	213	135	180	180	826	718	336	120	G 3/8		G 1/8
80-200/154	x		80	136	138	154	190	128	262.5	237.5	766	630	322	105	G 3/8	G 3/8	G 1/8
/224	x	x	80	136	138	154	213	135	262.5	237.5	800	664	317	105	G 3/8	G 3/8	G 1/8
/304	x	x	80	136	138	154	213	135	262.5	237.5	835	699	317	105	G 3/8	G 3/8	G 1/8
/404	x	x	80	136	138	154	234	148	262.5	237.5	824	688	317	105	G 3/8	G 3/8	G 1/8
/554		x	80	136	138	154	266	167	262.5	237.5	849	713	340	105	G 3/8	G 3/8	G 1/8
100-160/114	x		100	114	114	144	190	128	250	200	734	620	339	115	G 1/2	G 1/2	G 1/8
/154	x		100	114	114	144	190	128	250	200	761	647	339	115	G 1/2	G 1/2	G 1/8
/224	x	x	100	114	114	144	213	135	250	200	795	681	334	115	G 1/2	G 1/2	G 1/8
/304		x	100	114	114	144	213	135	250	200	830	716	334	115	G 1/2	G 1/2	G 1/8
/404		x	100	114	114	144	234	148	250	200	819	705	334	115	G 1/2	G 1/2	G 1/8
100-170/224	x		100	177	121	155	213	135	245	205	861	684	337	120	G 1/2	G 1/2	G 1/8
/304	x	x	100	177	121	155	213	135	245	205	896	719	337	120	G 1/2	G 1/2	G 1/8
/404		x	100	177	121	155	234	148	245	205	885	708	337	120	G 1/2	G 1/2	G 1/8
/554		x	100	177	121	155	266	167	245	205	910	733	360	120	G 1/2	G 1/2	G 1/8

1) DN = EN1092-2/DN../PN16/21/JS1025/B

2) "G" = ISO 228/1

Subject to technical modification without prior notice.

01.04.2013

1171.5/02-EN

