


812XS

Non-return disc valve


W System

Technical Data Sheet



Description

- High performances in pressure and temperature
- Operates in any position
- Easy to install and dismantle, space-saving
- Minimum head loss
- Does not generate hammering
- Closing system : disc with parabolic edges with return spring ; lateral guiding by 3 or 4 ribs
- Metal/metal tightness (obturator on machined seat)



ATEX version

812XS

Non-return disc valve - W system

DN		PFA in bar	PS in bar				Cat.	Ref.	Weight Kg
"	mm		L1	L2	G1	G2			
1/2	15	40	40	40	40	40	4.3	149B2420XS	0,43
1/2	15	40	40	40	40	40	II	149B027059*	0,43
3/4	20	40	40	40	40	40	4.3	149B2421XS	0,75
3/4	20	40	40	40	40	40	II	149B027062*	0,75
1	25	40	40	40	40	40	4.3	149B2422XS	1,03
1	25	40	40	40	40	40	II	149B027067*	1,03
1 1/4	32	40	40	40	30	40	I	149B2423XS	1,60
1 1/4	32	40	40	40	40	40	II	149B018834*	1,60
1 1/2	40	40	40	40	25	40	I	149B2424XS	2,60
1 1/2	40	40	40	40	40	40	II	149B018835*	2,60
2	50	40	40	40	20	40	I	149B2425XS	3,70
2	50	40	40	40	40	40	II	149B018836*	3,70

* Equipped with a discharge anti-static braid

Important notice :

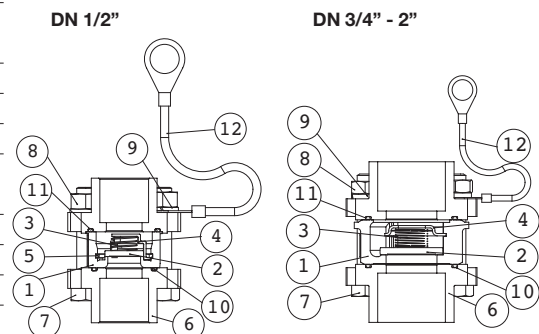
The indicated pressure for the different categories of fluids (L1/L2/G1/G2) is under no condition a guarantee of use. Therefore, it is essential to validate the use of products under given operating conditions. The operating instructions are available on our web site www.socla.com or by requesting from our sales department.

Technical features

Operating temperature	-40 °C to 200 °C
Permissible operating pressure (PFA) in water	See table above
Maximum permissible pressure (PS) other mediums	See table above
Connection	Socket welded
Mediums	Clear liquids, steam
Leakage rate	According to EN 12266-1 rate E

Nomenclature and materials

N°	Description	Materials	EURO	ANSI	
1	Body	DN 1/2"	Stainless steel	X2CrNiMo17-12-2	AISI 316L
		DN 3/4" to 2"	Stainless steel	GX2CrNiMo19-11-2	AISI 316L
2	Closing system	Stainless steel	X2CrNiMo17-12-2	AISI 316L	
3	Spring	Stainless steel	X2CrNiMo17-12-2	AISI 316L	
4	Stop/guide	Stainless steel	X2CrNiMo17-12-2	AISI 316L	
5	Clips	Stainless steel	X2CrNiMo17-12-2	AISI 316L	
6	Counter-flange	Stainless steel	GX5CrNiMo19-11-2	AISI 316	
7	Screw	Stainless steel	X5CrNiMo17-12-2	AISI 316	
8	Nut	Stainless steel	X5CrNiMo17-12-2	AISI 316	
9	Washer	Stainless steel	X5CrNiMo17-12-2	AISI 316	
10	Seal	PTFE			
11	Seal	PTFE			
12	Discharge anti-static braid	Tinned copper			



Approvals

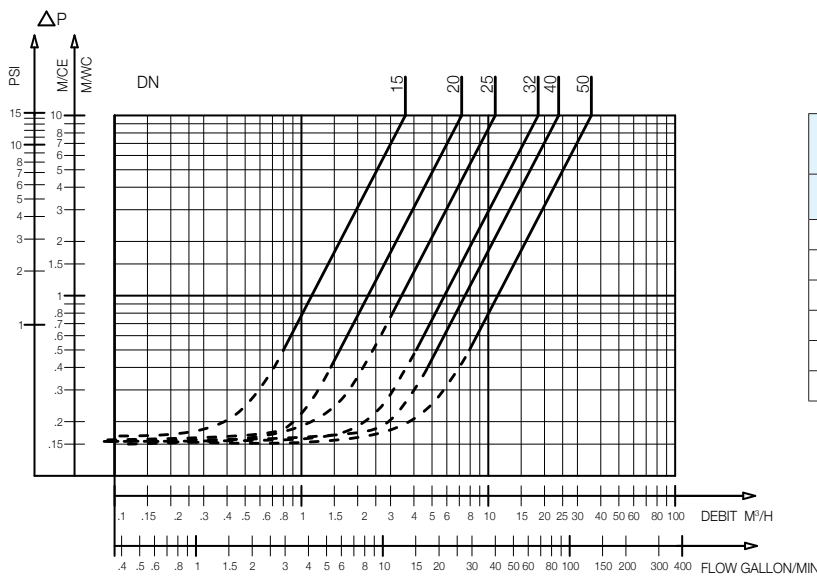


International construction Standards :
 Directive 2014/68/UE
 CE ATEX conformity directive 2014/34/UE
 Overall dimensions according to EN 558-1 49 series
 Socket welded connection according to EN 12760

Application

Industry, chemical applications, steam, thermal fluid.
 Use of these valves on circuits equipped with piston pump or piston compressor is not recommended.
 Within an ATEX area, please check that the network is connected to the braid, do not use isolating pipes (PVC)

Operation



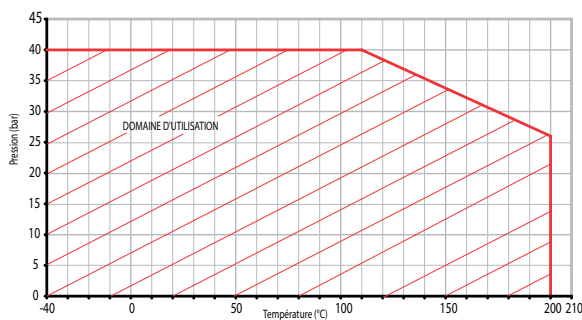
812XL - Headloss chart

DN	Opening pressure in mm/CE				Kv	ζ	
	↑	↓	↔	Without spring			
1/2	15	160	120	140	20	3,60	6,15
3/4	20	165	125	145	20	7,20	4,95
1	25	165	115	140	25	10,90	5,30
1 1/4	32	190	130	160	30	18,50	4,90
1 1/2	40	200	120	160	40	23,80	7,25
2	50	210	110	160	50	35,60	7,90

Direction for use :

- Solid line: Valve completely open
- Dotted line: opening stage of valve

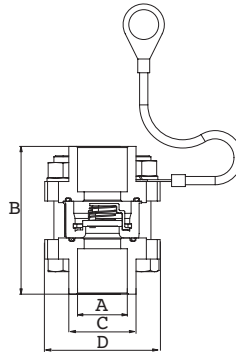
Pressure/Temperature Diagram



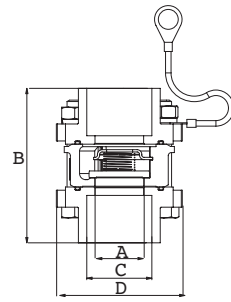
Sizing

A		B	C	D
"	mm	mm	mm	mm
1/2	21,6	64,5	33,2	64,5
3/4	27,2	72,5	42	81
1	34	80	48	86
1 1/4	42,8	96	57	107
1 1/2	78,7	107,5	70	109
2	60,8	120	81	127

812XS
DN 1/2"



812XS
DN 3/4" - 2"



The descriptions and photographs contained in this product specification sheet are supplied by way of information only and are not binding.

Socla reserves the right to carry out any technical and design improvements to its products without prior notice. Warranty : All sales and contracts for sale are expressly conditioned on the buyer's assent to Socla terms and conditions found on its website at www.socla.com. Socla hereby objects to any term, different from or additional to Socla terms, contained in any buyer communication in any form, unless agreed to in a writing signed by an officer of Socla.



A WATTS Brand

Socla sas

365 rue du Lieutenant Putier • 71530 Virey-Le-Grand • France

Tel. +33 03 85 97 42 00 • Fax +33 03 85 97 42 42

contact@wattswater.com • www.socla.com

ISO 9001 version 2015 / ISO 18001