

# 317

Membrane foot valve

M system

## Technical Data Sheet



## Description

On membrane foot valves, the opening set by the elasticity and the thickness of the membrane is very progressive and can be obtained as a result of a few centimeters of W/C. Because of this, this foot valve is particularly suitable for variable flow pumps and pulsatory operation.

- Operates in any position
- Low head loss
- Closing system: EPDM tubular membrane deforming towards the suction strainer
- Does not generate hammering
- Sealing ensured by the flexible membrane against the cylindrical seat of the body
- Flexible or semi-rigid tube connection



### 317

Membrane foot valve - M system

DN in mm	PFA in bar	PS in bar				Cat.	Ref.	Weight Kg
		L1	L2	G1	G2			
30	6	6	6	x	x	4.3	<b>149B2535</b>	1,78
40	6	6	6	x	x	4.3	<b>149B2537</b>	1,88
50	6	6	6	x	x	4.3	<b>149B2539</b>	1,94
60	6	6	6	x	x	4.3	<b>149B2541</b>	3,44
70	6	6	6	x	x	4.3	<b>149B2543</b>	4,40
80	6	6	6	x	x	4.3	<b>149B2544</b>	5,33
90	6	6	6	x	x	4.3	<b>149B2546</b>	5,47
98	6	6	6	x	x	4.3	<b>149B2547</b>	7,50
108	6	6	6	x	x	4.3	<b>149B2548</b>	7,51
138	6	6	6	x	x	4.3	<b>149B2550</b>	13,18
180	6	6	6	x	x	4.3	<b>149B2551</b>	28,50
230	6	6	6	x	x	4.3	<b>149F013316</b>	42,00
276	6	6	6	x	x	4.3	<b>149B2553</b>	67,90
<b>Models with drainage kit</b>								
180	6	6	6	x	x	4.3	<b>149B2551D</b>	28,50
230	6	6	6	x	x	4.3	<b>149B2552D</b>	42,00
276	6	6	6	x	x	4.3	<b>149B2553D</b>	67,90

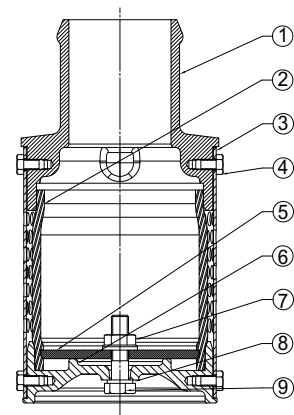
**Important notice :**

The indicated pressure for the different categories of fluids (L1/L2/G1/G2) is under no condition a guarantee of use. Therefore, it is essential to validate the use of products under given operating conditions. The operating instructions are available on our website [www.socla.com](http://www.socla.com) or by requesting from our sales department.

Technical features	
Operating temperature	-10 °C to 60 °C
Permissible operating pressure (PFA) in water	See table above
Permissible pressure (PS) other mediums	See table above
Connection	Sleeve, DN 40 to 300mm
Mediums	Clear liquids

**Nomenclature and materials**

N°	Description	Materials	EURO	ANSI
1	Body	Cast iron / Epoxy	EN-GJL-250	ASTM A 48 35 B
2	Sleeve	EPDM		
3	Suction strainer	Galvanised steel		
4	Screw and bolt	Galvanised steel		
5	Washer	Galvanised steel		
6	Base	Cast iron / Epoxy	EN-GJL-250	ASTM A 48 35 B
7	Nut	Galvanised steel		
8	Seal	Copper		
9	Screw	Galvanised steel		



# Approvals

## ACS

International construction Standards :  
Directive 2014/68/UE

# Application

Limited operating pressure, irrigation.

# Operation

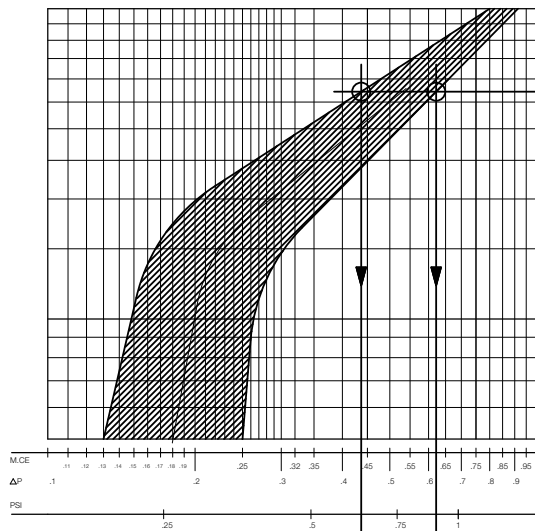
DN		Kv	$\zeta$
"	mm	m <sup>3</sup> /H	
40	30	72,00	0,77
50	40	113,00	0,77
60	50	191,00	0,77
70	60	221,00	0,77
80	70	289,00	0,77
90	80	366,00	0,77
100	90	451,00	0,77
110	98	705,00	0,77
120	108	705,00	0,77
150	138	1015,00	0,77
200	180	1805,00	0,77
250	230	2820,00	0,77
300	276	4061,00	0,77

### Direction for use :

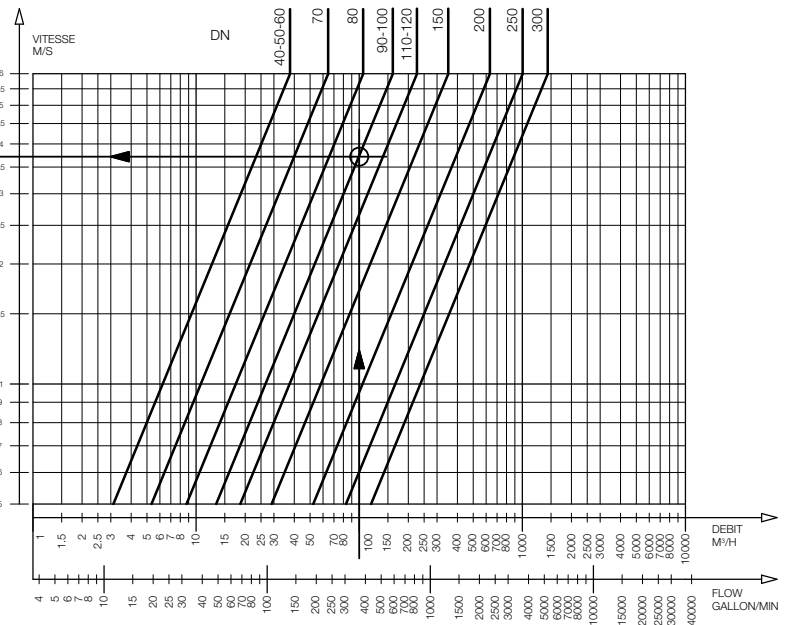
- Solid line : Valve completely open
- Dotted line : opening stage of valve

### Calculation example :

Check valve DN100 : flow 100 m<sup>3</sup>/H  
Head loss between 0,44 and 0,62 m.CE



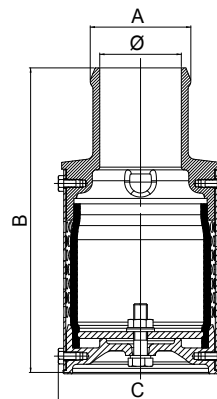
317 - Headloss chart



## Sizing

Diam. passage	DN	A	B	C
	mm	mm	mm	mm
40	30	43	172	92
50	40	54	182	92
60	50	64	192	92
70	60	74	224	121
80	70	84	250	137
90	80	94	280	150
100	90	104	290	150
110	98	114	324	165
120	108	124	334	165
150	136	154	405	205
200	180	206	482	276
250	230	258	561	336
300	276	308	656	401

317



The descriptions and photographs contained in this product specification sheet are supplied by way of information only and are not binding.

Socla reserves the right to carry out any technical and design improvements to its products without prior notice. Warranty : All sales and contracts for sale are expressly conditioned on the buyer's assent to Socla terms and conditions found on its website at [www.socla.com](http://www.socla.com). Socla hereby objects to any term, different from or additional to Socla terms, contained in any buyer communication in any form, unless agreed to in a writing signed by an officer of Socla.



**A WATTS Brand**

**Socla sas**

365 rue du Lieutenant Putier • 71530 Virey-Le-Grand • France

Tel. +33 03 85 97 42 00 • Fax +33 03 85 97 42 42

[contact@wattswater.com](mailto:contact@wattswater.com) • [www.socla.com](http://www.socla.com)

ISO 9001 version 2015 / ISO 18001