

233X

Non-return axial guided valve
03 HP System

Technical Data Sheet



Description

- Special design of the seat with a flexible tightness at low pressure added to a strong seat for tightness at high pressure
- Accurate guiding of the interior system's head to guarantee a good centring on the seat
- Operates in any position
- Return spring
- Hydraulic profile of the closing system to obtain a minimum head loss and to optimize the hydraulic performance
- The variety of the materials covers a large field of industrial applications : from the most common installations to the most specialised industrial processes



233X

Non-return axial guided valve - System 03 HP

DN		PFA in bar	PS in bar				Cat.	Ref.	Weight Kg
"	mm		L1	L2	G1	G2			
1/4	8	160	160	160	160	160	4.3	149B3240X	0,17
3/8	10	160	160	160	160	160	4.3	149B3241X	0,28
1/2	15	160	160	160	160	160	4.3	149B3242X	0,41
3/4	20	160	160	160	160	160	4.3	149B3243X	0,78
1	25	160	160	160	160	160	4.3	149B3244X	1,26
1 1/4	32	100	62	100	0,5	100	4.3	149B3245X	2,12
1 1/2	40	100	50	100	0,5	25	4.3	149B3246X	3,07
2	50	100	40	100	0,5	20	4.3	149b3247X	5,54

Important notice :

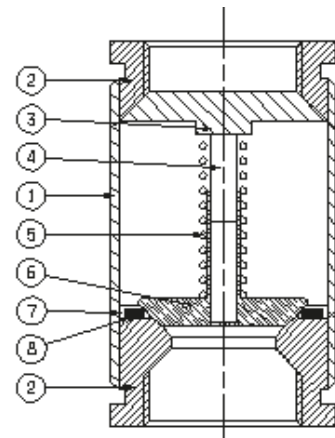
The indicated pressure for the different categories of fluids (L1/L2/G1/G2) is under no condition a guarantee of use. Therefore, it is essential to validate the use of products under given operating conditions. The operating instructions are available on our web site www.socla.com or by requesting from our sales department.

Technical features

Operating temperature	-20 °C to 230 °C
Permissible operating pressure (PFA) in water	See table above
Maximum permissible pressure (PS) other mediums	See table above
Connection	Female / Female gas : see table
Mediums	Clear water - Hydrocarbons - Vegetal oils - Mineral oils - Animal oils - Inorganic acids

Nomenclature and materials

N°	Description	Materials	EURO	ANSI
1	Casing	Stainless steel	X5CrNi18-10	AISI 304
2	Seal	FKM		
3	Connection	Stainless steel	X10CrNiS18.9	AISI 303
4	Stem	Stainless steel	X10CrNiS18.9	AISI 303
5	Spring	Stainless steel	X10CrNiS18.9	AISI 303
6	Closing system	Stainless steel	X10CrNiS18.9	AISI 303
7	Clips	Stainless steel	X10CrNiS18.9	AISI 303
8	Seal	PTFE		



Approvals

International construction Standards :
 Flange drilling according to NFE 03-005 ISO 228

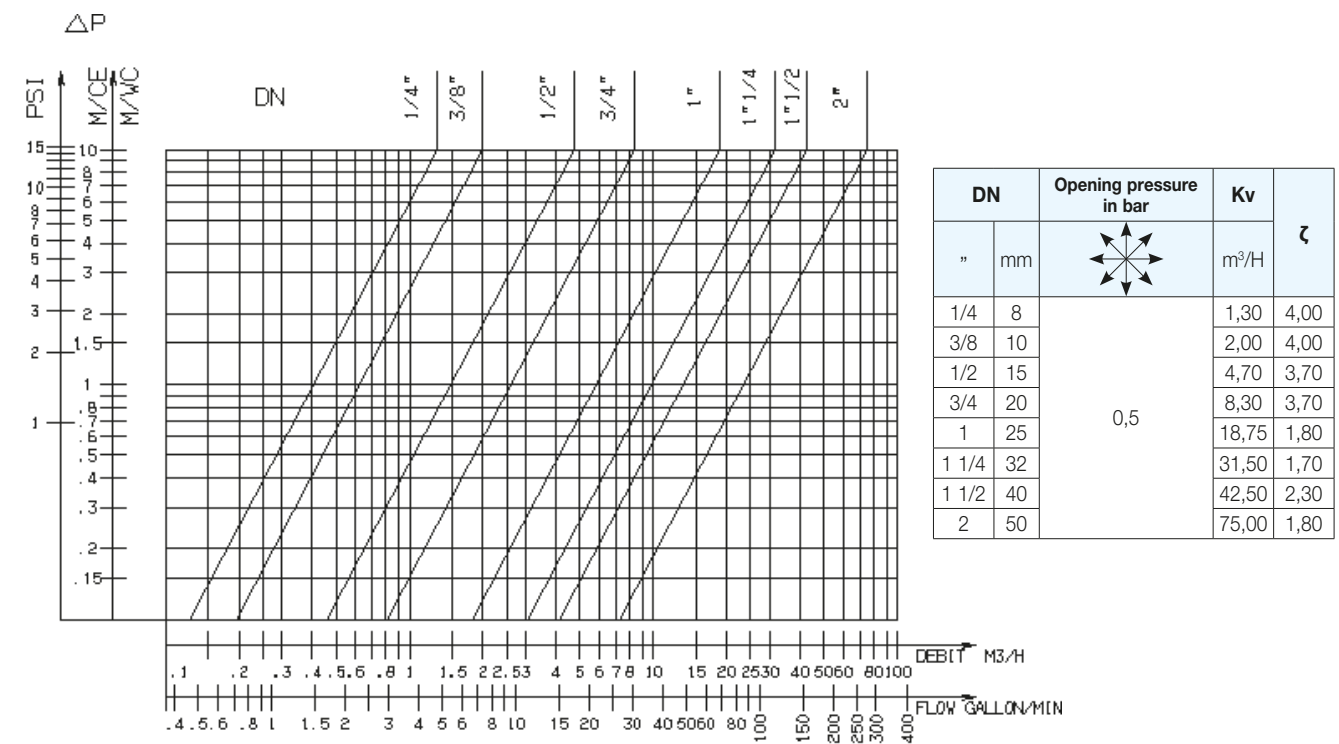
Application

High-pressure fluids, water, gas (including hydrocarbons), general industrial applications, etc...

Operation

Direction for use :

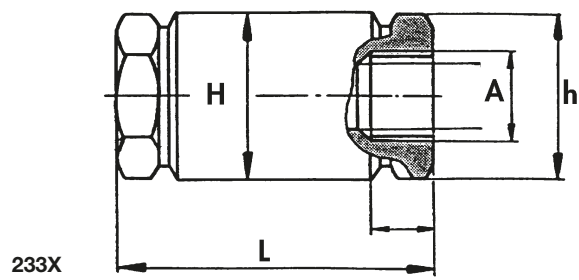
- Solid line: Valve completely open
- Dotted line: opening stage of valve



233X - Headloss chart

Sizing

A		L	H	h
"	mm	mm	mm	mm
1/4	8	73	24	22
3/8	10	76	30	27
1/2	15	77	38	32
3/4	20	92	48	41
1	25	109	57	50
1 1/4	32	123	70	65
1 1/2	40	141	80	70
2	50	164	100	90



The descriptions and photographs contained in this product specification sheet are supplied by way of information only and are not binding. Socla reserves the right to carry out any technical and design improvements to its products without prior notice. Warranty : All sales and contracts for sale are expressly conditioned on the buyer's assent to Socla terms and conditions found on its website at www.socla.com. Socla hereby objects to any term, different from or additional to Socla terms, contained in any buyer communication in any form, unless agreed to in a writing signed by an officer of Socla.



A WATTS Brand

Socla sas

365 rue du Lieutenant Putier • 71530 Virey-Le-Grand • France
 Tel. +33 03 85 97 42 00 • Fax +33 03 85 97 42 42
contact@wattswater.com • www.socla.com
 ISO 9001 version 2015 / ISO 18001