

102P

Non-return foot valve
02 System

Technical Data Sheet



Description

Valve with very wide range of applications. It prevents water hammering, it's noiseless and the quality-price ratio is optimal.

- Operates in any position from horizontal to vertical ascending
- Minimum head loss
- Compactness
- Exceptional robustness
- Closing system : long back axial guiding reduced displacement
- Sealing guaranteed by a flat seal
- Return spring



102P

Non-return foot valve - 02 System

DN		PFA in bar	PS in bar				Cat.	Ref.	Weight Kg
"	mm		L1	L2	G1	G2			
2 1/4	60	16	16	16	x	x	4.3	149B2758	3
2 1/2	65	16	16	16	x	x	4.3	149B2759	3
3	80	16	16	16	x	x	4.3	149B2760	5
4	100	16	16	16	x	x	4.3	149B2761	8

Important notice :

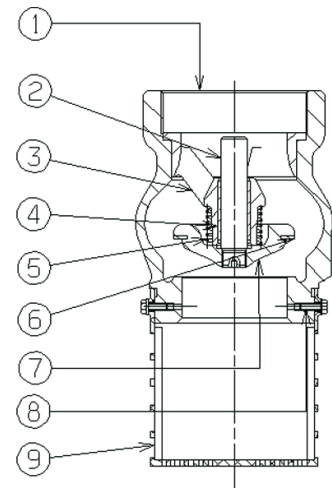
The indicated pressure for the different categories of fluids (L1/L2/G1/G2) is under no condition a guarantee of use. Therefore, it is essential to validate the use of products under given operating conditions. The operating instructions are available on our web site www.socla.com or by requesting from our sales department.

Technical features

Operating temperature	-10 °C to 80 °C
Permissible operating pressure (PFA) in water	See table above
Maximum permissible pressure (PS) other mediums	See table above
Connection	Female, G cylindrical gas thread (BSP)
Mediums	Clear liquids

Nomenclature and materials

N°	Description	Materials	EURO	ANSI	
1	Body	Cast iron / Epoxy	EN 1561 EN-GJL-250	ASTM A 48 35 B	
2	Stem	DN 4"	Bronze	EN 1982 CuSn5Zn5Pb2-C GS	
3	Guide	DN 2"1/4 - 2"1/2	Bronze	EN 1982 CuSn5Zn5Pb2-C GS	
		Others DN	Cast iron / Epoxy	EN 1561 EN-GJL-250	ASTM A 48 35 B
4	Ring	Bronze	EN 1982 CuSn5Zn5Pb2-C GS		
5	Spring	Stainless steel	EN 10270-3 X10CrNi18-8	AISI 302	
6	Seal	EPDM			
7	Closing system	DN 4"	Cast iron / Epoxy	EN 1561 EN-GJL-250	ASTM A 48 35 B
		Others DN : one-piece	Bronze	EN 1982 CuSn5Zn5Pb2-C GS	
8	Screw	Galvanised steel			
9	Strainer	PP (polypropylene)			



Approvals



International construction Standards :
 Directive 2014/68/UE
 Raccordement filetage NF EN ISO 228-1

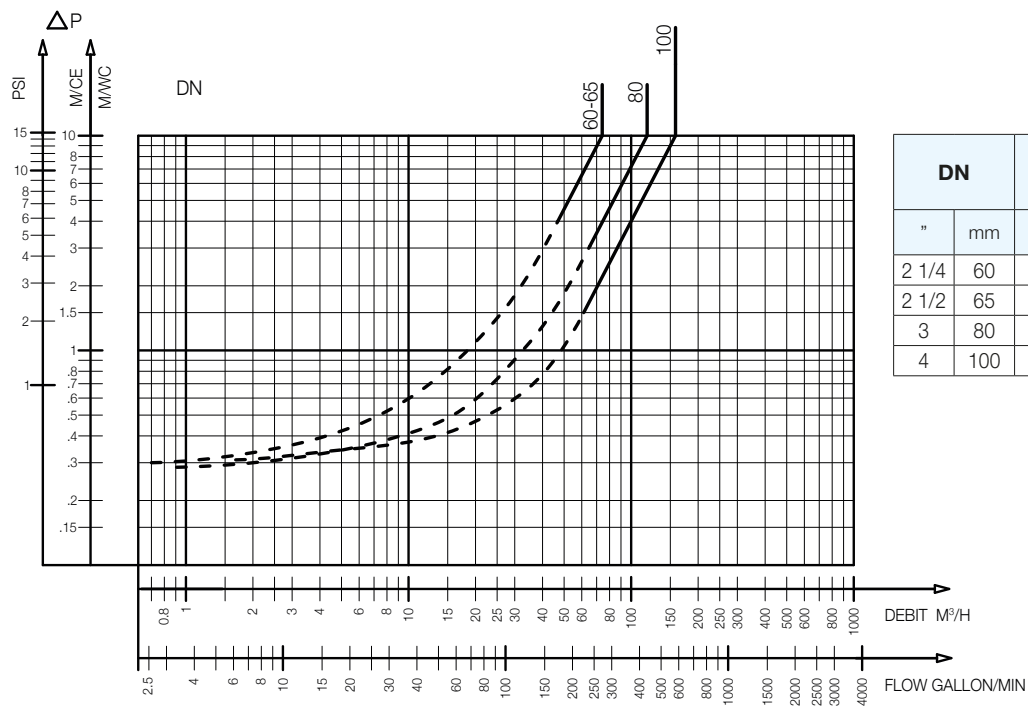
Application

Clear water pumping.

Operation

Direction for use :

- Solid line : Valve completely open
- Dotted line : opening stage of valve

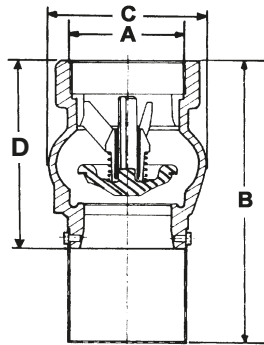


DN		Opening pressure in mm CE		Kv	ζ
"	mm	↑	Without spring	m³/H	
2 1/4	60	230	110	74	3,80
2 1/2	65	230	110	74	5,20
3	80	240	130	139	3,40
4	100	280	130	158	6,40

102 - Headloss chart

Sizing

A		B	C	D
"	mm	mm	mm	mm
2 1/4	60/70	195	97	123
2 1/2	66/76	195	97	124
3	80/90	241	125	152
4	102/114	290	150	180



102P

The descriptions and photographs contained in this product specification sheet are supplied by way of information only and are not binding.

Socla reserves the right to carry out any technical and design improvements to its products without prior notice. Warranty : All sales and contracts for sale are expressly conditioned on the buyer's assent to Socla terms and conditions found on its website at www.socla.com. Socla hereby objects to any term, different from or additional to Socla terms, contained in any buyer communication in any form, unless agreed to in a writing signed by an officer of Socla.

Socla

A WATTS Brand

Socla sas

365 rue du Lieutenant Putier • 71530 Virey-Le-Grand • France
 Tel. +33 03 85 97 42 00 • Fax +33 03 85 97 42 42
contact@wattswater.com • www.socla.com
 ISO 9001 version 2015 / ISO 18001