

ELECTRIC ACTUATOR UMA3.5

GENERAL CHARACTERISTICS

The UMA3.5 electric actuator is used on ¼ turn valves. The maximum output torque is 15 Nm. Its compact construction with a plastic enclosure makes it convenient for actuation on small diameter ball valves and butterfly valves. Protection IP 65: possible use indoor and outdoor under shelter.

IP 65



AVAILABLE ITEMS

Voltage: 230 V AC, 24 V AC and 24 V DC

LIMITS OF USE

Protection rating	IP 65
Temperature range	-10 °C / +55 °C
Service	S4-30%

MECHANICAL CHARACTERISTICS

Gears	Treated steel pinions
Torque	35 Nm
Rotation angle	90° +/- 5°
Declutching	Switch
Manual override	Allen key

Electric actuator	UMA3.5			UML3.5
Voltage	230 V AC	24 V AC	24 V DC	230 V AC
Operating time	12 s	15 s	16 s	40 s
ISO 5211 pad	F03/F05 – star 14			



ELECTRICAL CHARACTERISTICS

Motor protection	Thermal cut-out
Adjustable limit switches	2 adjustable switches
Auxiliary switches	2 adjustable dry switches
Anti-condensation	Optional
Electrical connection	2 gland packs. ½" PF

Electric actuator	UMA3.5			UML3.5
Voltage	230 V AC	24 V AC	24 V DC	230 V AC
Power	10 W	3 W	3 W	10 W
Intensity	0.25 A	0.15 A	0.15 A	0.25 A

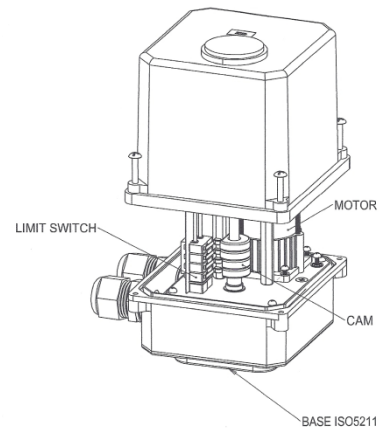
The following data is for information purpose only and may be subject to alteration without prior notice

	SECTORIEL S.A. 45, rue du Ruisseau 38290 Saint Quentin-Fallavier – FRANCE Tel.: +33 474 94 90 70 – Fax: +33 474 94 13 95 www.sectoriel.fr / email: sectoriel@sectoriel.fr	Pages	1/2
		Ref.	FT2206 GB
		Rev.	9
		Date	02/2012

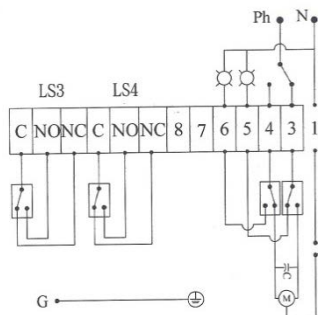
ELECTRIC ACTUATOR UMA3.5

CONSTRUCTION

Enclosure	PA 66 Plastic
Cover	PA 66 Plastic
Gears	Treated steel
Output	Star drive nut
Adjustable cams	Steel
Position indicator	Plexiglas®

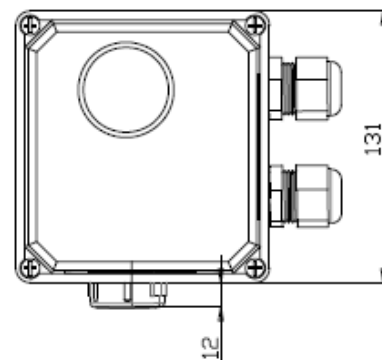


WIRING SCHEME 230 V AC

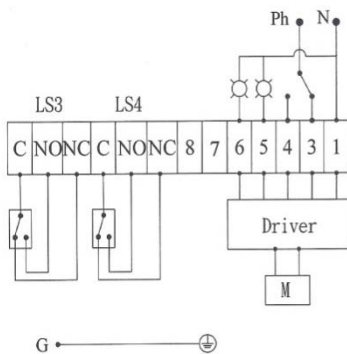


- 1 Common
 - 3 Opening phase
 - 4 Closing phase
 - 5 Open powered contact
 - 6 Close powered contact
 - 7 Heater
 - 8 Heater
- LS3 C-Auxiliary common dry open
NO- NO Dry contact
NC- NF Dry contact
- LS4 C-Auxiliary common dry close
NO- NO Dry contact
NC- NF Dry contact

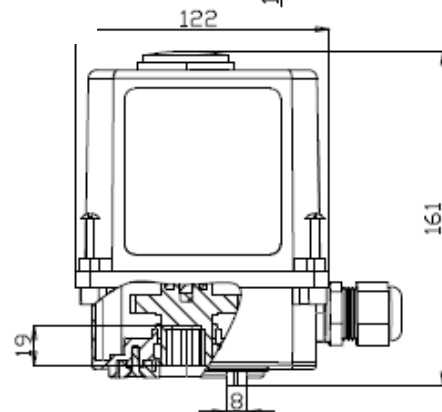
DIMENSIONS (mm)



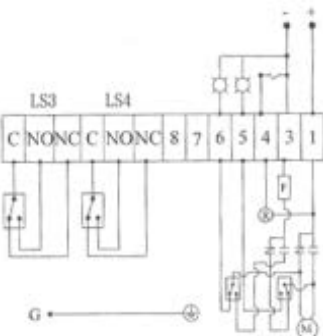
WIRING SCHEME 24 V AC



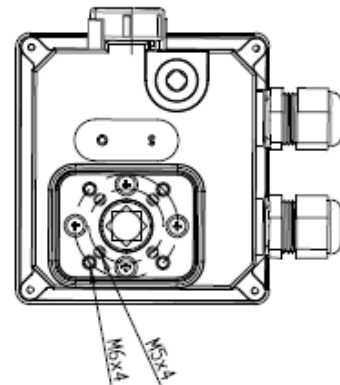
- 1 Common
 - 3 Opening phase
 - 4 Closing phase
 - 5 Open powered contact
 - 6 Close powered contact
 - 7 Heater
 - 8 Heater
- LS3 C-Auxiliary common dry open
NO- NO Dry contact
NC- NF Dry contact
- LS4 C-Auxiliary common dry close
NO- NO Dry contact
NC- NF Dry contact



WIRING SCHEME 24 V DC



- Wire 1 with +
 - Wire 3 with -
 - Bridge between 3 and 4 Opening
 - 5 Open powered contact
 - 6 Close powered contact
 - 7 Heater
 - 8 Heater
- LS3 C-Auxiliary common dry open
NO- NO Dry contact
NC- NF Dry contact
- LS4 C-Auxiliary common dry close
NO- NO Dry contact
NC- NF Dry contact



The following data is for information purpose only and may be subject to alteration without prior notice

	SECTORIEL S.A. 45, rue du Ruisseau 38290 Saint Quentin-Fallavier – FRANCE Tel.: +33 474 94 90 70 – Fax: +33 474 94 13 95 www.sectoriel.fr / email: sectoriel@sectoriel.fr	Pages	2/2
		Ref.	FT2206 GB
		Rev.	9
		Date	02/2012